



# San Diego Ship Modelers Guild

1492 N. Harbor Drive San Diego, CA 92101

APRIL 2014

NEWSLETTER

VOLUME XXXXI, NO. 4

## OFFICERS

### Guild Master

Robert Riddoch  
address redacted

### First Mate

Mike Lonnecker  
address redacted

### Purser

Gary Seaton  
address redacted

### Editor

Chuck Seiler  
address redacted

### Log Keeper

Bob McPhail

### Photographer

John Wickman

### Webmeister

Barry Rishel  
address redacted

Established in 1972

by

Bob Wright and Russ  
Merrill

## MINUTES OF 12 MARCH 2014 MEETING

Guildmaster **Bob Riddoch** called the meeting to order at 1810 due to the spirited pre-meeting discussion of all things ship modeling. There were 19 members in attendance. There was no coffee because the coffee maker could not be located.

Purser's report: **Gary Seaton** reported that as of 01 March 2014, the treasury balance was \$<redacted>. People were reminded that if dues were not paid by 31 March, membership would be suspended.

Editor's Report: Editor **Chuck Seiler** apologized for a late newsletter. He again asked for articles, tips and hints, vendor information and the like...inputs to him no later than two weeks before next meeting. He challenged members to come up with the methods THEY use for rigging shrouds and deadeyes, specifically upper deadeye alignment.

Museum Report: Member meeting/Volunteer Recognition Night is 16 April...1 week after Guild meeting. Need a volunteer to model a 1/16"=1' swift boat. **Howard Griffus** volunteered.

Webmaster Report: Webmeister **Barry Rishel** indicated he was able to set up an email address associated with the website. Currently there is only 1 free address, so Bob Riddoch will get that. As indicated last month, he has a 'model gallery' section. Please send him pictures of models you have completed or are working on. He started a page for the SAN SALVADOR so news and build-status of that project can be posted.

Community Build. The community build is going well. The March meeting info is posted in the newsletter. The April event will be held at **Mike Lonnecker's** house on 12 April. There is no specific topic of discussion. Bring a model and your own bad self. **Brain Davies** asked if the Community Build could be held at his house some month. Answer-Absolutely. Get with **Bob Riddoch** to schedule.

## OLD BUSINESS.

--Dues are due.



*Continued on page 2*

San Diego Ship Modelers' Guild is affiliated with and supports the Maritime Museum of San Diego



<http://sdshipmodelersguild.org/>

## Old Business-Continued from Page 1

--San Diego County Fair. The San Diego County Fair will be held June 7 through July 6. The Sign Up Sheet for volunteering in the booth was made available. There are still some spots needed to be filled. If you would like to volunteer please contact **Bill Grolz**. ( The list is now closed)

++**Bil Grolz** is still looking for somebody to help with take down on 07 July.

++The museum will again sponsor the competition for best wood ship model. The model can be from a kit or scratch built. Deadline for entry submissions will be May 2, 2014.

++It was requested that everyone save any catalogs received that they no longer need so that they can be collected and used as handouts at the fair.

++We are looking for new pictures for the "Ship Modeling collage" posted behind the modelers in the Fair booth. Contact Guildmaster **Riddoch** if you have submissions.

++It was noted that in the past, the issue of a step-up or step stool to allow children and persons of diminutive stature to be able to see the booth workers. It was discussed and the conclusion was that (a) it was a hazard and (b) the Design in Wood manager would not allow it. Case closed.

++ **Chuck Seiler** mentioned that at one of the previous meetings, there was a discussion started about providing handouts to folks who stopped by the booth. The discussion had been tabled and he felt now was the appropriate time to re-examine the issue. It was determined that, other than the paper handouts we already provide, there was not a lot of things the Guild could hand out to passers-by. If individual modelers wanted to provide samples of things, such as treenails, planks, etc, they could do so.

--Guild Elections. Guild elections were held at the meeting. After a hotly contested campaign, the following personnel were elected as the 2014 officers of the San Diego Ship Modelers Guild:

Guild master: **Robert Riddoch**

First Mate: **Mike Lonnecker** (Congrats Mike, you get to run the April meeting)

Purser: **Gary Seaton**

Logkeeper: **Bob McPhail**

Newsletter Editor: **Chuck Seiler**

(election oversight courtesy of Vladimir Putin)


--Hey! We found the coffee maker!!

### NEW BUSINESS.

--Shift to summer hours. The Museum will shift to summer hours after Memorial Day. Guild June, July and August meetings will start at 7PM vice 6PM.

--Based on a question posed by **Don Bienvenue**, a discussion was held regarding the best way to paint moulding, railing and small pieces of deck furniture; before or after installation.

--Guildmaster (and head auctioneer) **Riddoch** oversaw a spirited auction involving models, tools and books left in the model shop.



Bob Riddoch auctions off ship model books

Photo by Rupert Morgan

# Show and Tell



U.S. Brig NIAGARA  
By Royce Privett  
Circa: 1813. Scale: 3/16"=1'  
Model Shipways kit

Royce has been making steady progress. Since this was last displayed in December, Royce has: Installed the main and fore masts, Attached all yards to the main mast, Attached two yards to the fore mast, Installed the jib boom, Installed upper and lower shrouds on both masts and Installed all lifts on the main mast.

Photo by John Wickman



USS CORONADO (LCS 4)  
By Jon Sanford  
Circa: 2014  
Scale 1:350  
Bronco Models Kit

Photo by John Wickman

Jon built this from a Bronco Models kit in about a week. It is made of styrene and photo etched brass. It is an advanced skill level model.

USS CORONADO is an INDEPENDENCE class Littoral Combat Ship, built by Austral USA in Mobile, AL. It is designed to be outfitted with reconfigurable mission packages designed to support whatever task assigned; such as mine warfare, special operations and surface warfare along coastal areas.

The LCS is a fast, agile focused-mission platform designed for operation in near-shore environments, yet capable of open ocean operation. It is designed to defeat asymmetric "anti-access" threats such as mines, quiet diesel subs and fast surface craft (such as patrol boats).

Length: 419 feet    Beam: 104 feet    Draft: 14.4 feet    Displacement: 2959 tons  
Speed: 40 knots (max)    Range: 3500 nautical miles  
Crew: 40 (8 officers, 32 enlisted) plus up to 35 additional "mission crew"  
Weapons: 57MM BOFORS Cannon    50 Cal Machine Gun    Rolling Airframe Missile

SHOW AND TELL-Continued




Colonial Gunboat PHILADELPHIA  
By Chuck Seiler  
Circa: 1776  
Scale: 1/4"=1'

Photo (left) by John Wickman

You've seen it before and you'll see it again. Chuck has made progress with the detailed work in preparation for show PHILLY in the Fair this year. One feature is the very realistic cook stove.

Photo (right) by Chuck Seiler



Brigantine NEWSBOY  
By Pete Jaquith  
Circa: 1854

Pete will be returning to San Diego after a couple years in the wilds of New England. We look forward to seeing his models.

Photo by Pete Jaquith



SHOW AND TELL-Continued



NEWSBOY with masts and yards on display.

Photo by Pete Jaquith



This is not Pete



Pete Jaquith's FAIR AMERICAN. I am sure we will be seeing a lot of this lovely in the future.

Photo by Pete Jaquith




SHOW AND TELL-Continued



Tow Boat YMIR  
By John Sauvajot  
Circa: 1890  
Scale: 1:96

Photo by John Wickman

This model of a typical Canadian Pacific Railroad towboat was shown at our November meeting when it was 80% complete. It is a modified Model Shipways kit of the TAURUS. The SS YMIR was launched in 1899 at Nelson on Lake Kootenay, British Columbia. She was retired from service in the late 1920s when rail service around the lake was completed.



Ship in a Christmas Ball  
By Howard Griffus  
No scale given  
Scratch built

Photos by John Wickman

Howard is making 16<sup>th</sup>/17<sup>th</sup> century galleons and putting them inside Christmas balls as gifts. The balls are 3 1/2" in diameter with a neck diameter of 9/16". He plans on having four completed by next Christmas



## Community Build


6 in attendance: 3/8/14

Lee Greene  
Chuck Seiler

Bob Riddoch    Gary Seaton  
Brian Davies    Mike Lonnecker



The March Community Build get together held on 8 March at Mike's house was highlighted by an outstanding demonstration by Gary Seaton on how he fabricated his building board for his HMS NAIAD Project. Gary is modeling his scratchbuild NAIAD frigate based on Ed Tosti's book. We are all looking forward to watching Gary's progress on the large and ambitious undertaking.



Lee had his Model Shipways Syren present and is making great progress. Lee is currently rigging all the tacking for the cannons. A tedious task but Lee is making it look easy.



## COMMUNITY BUILD\_Continued



Chuck has his scratchbuilt Philadelphia on hand. Chuck completed the stove and there was much discussion on the location onboard. If placed in accordance with the drawings, fire would quickly erupt. The stove is heavy but portable so the consensus was that the stove was moved when being used.



Brian also showed off his building board for his Yacht Mary which is currently in the planning phase. Brian was looking for help on how to get started with his building board and he certainly showed up on the right day. Brian got some great information to get him moving in the right direction.

Our next Get Together at Mike's will be on **April 12<sup>th</sup> at 10:30 am. *Everyone attending is requested to bring a model to discuss.***



## How It All Started

A few months back during one of our monthly meetings, I was pleasantly surprised to see the founder of the San Diego Ship Modelers' Guild, Mr. Bob Wright. During the break we had a chance to speak and he expressed to me that he was very happy to see that the Guild was still going strong and was in good hands. Before he left that evening he gave me a binder with both hand written notes and a few interesting items including minutes from the very first meeting and the first published newsletter.

I would like to take the opportunity to share these items with you all and to express my most sincere thanks to Mr. Wright for all he has done for our hobby and our Guild.

Bob Riddoch

*The following is the transcribed hand written notes from Bob Wright entitled, "The Birth of the Guild".*

It all started with a Model Shipway kit of the "Volante". It is a cute model of a brig.

Way back in 1971, the fun was trying to do a fine job of building it. The challenge, of course, was to finish the solid hull, decking, furnishing, and rigging as accurate as possible. The result is a model to enjoy and a legacy for my family.

However, it would have been a bit easier to be able to talk to someone about problems in construction. A club sounded like a good idea.

A meeting was held with Capt. Ken Reynard of the Star of India to see if a club could meet onboard (the Berkeley was not here then). He was all in favor of it. Next was to talk to Russ Merrill of Hillcrest Hobby about finding like-minded model builders to form the club (The word Guild came later). Luckily he did know a few.

The first meeting was held at 8:00 pm, 30 July 1971 in the office on the Star which was aft of the Salon. Russ took the minutes.

About nine people came to the meeting. It was decided to hold the meetings on the last Friday of each month. Since then it has been changed twice. Dues were fifty cents to purchase a blackboard for Show and Tell.

On 17 August 1971 a letter was received from the Maritime Museum approving the Club meeting on the Star – with a few stipulations.

The first year went fairly well with a few scale modelers (4-6) attending. They tend to be loners. What really moved the club along were the Radio Control modelers. Al Lheureux, who built the USS Missouri (1/2" – 1') model which is on display onboard Berkeley, brought in other modelers. The club became a mix of static and radio control models. Regattas were held for a number of years at Mission Bay Pond.

From then on the club began to grow and endures today.

It is not often a club will last 35 years and credit should go to the members and strong leaders. One other factor is the importance of the Monthly Newsletter.

I am sorry Russ Merrill is not here to see what he helped to start. He passed away 3 July 1976, a day before the Star of India sailed after 50 years.

Enjoy,

Bob Wright

12 July 2006

Where did the 40 years go? That was the official beginning of the Guild. However, it actually started 50 years ago when I was a volunteer for the Star of India restoration.

In 1961 Captain Ken Reynard was the Director and work horse for restoring the Star of India to sailing condition. He was a very interesting fellow to work for. Before I knew it I found sailing ships can be an addiction. It was like stepping back into time. Perhaps that is why I bought my first ship model. It was a kit by Model Shipways of the brig *Volante* and cost about \$35.00. It was fun to work on building it with the knowledge gained from working on the Star for a few years. Later I built another Model Shipways kit of the four mast schooner *Forrester*. I called it Irene because my former wife was named after a schooner *Irene*. A model of the pilot boat came later in honor of my father-in-law who was one of the San Diego harbor pilots. My friend, Al Hollie, who was a model builder, said to me that modelers often quit when they found the rigging difficult. I did finish the model and thought that other modelers would gain from joining together and sharing problems.

I approached Captain Reynard about using the Star for meetings. He was all for it, with the approval of the Board of Directors. My request was approved in June 1971. The next thing was to talk to Russ Merrill, who had a hobby store at 5<sup>th</sup> and University Avenue. He did indeed know of interested modelers.

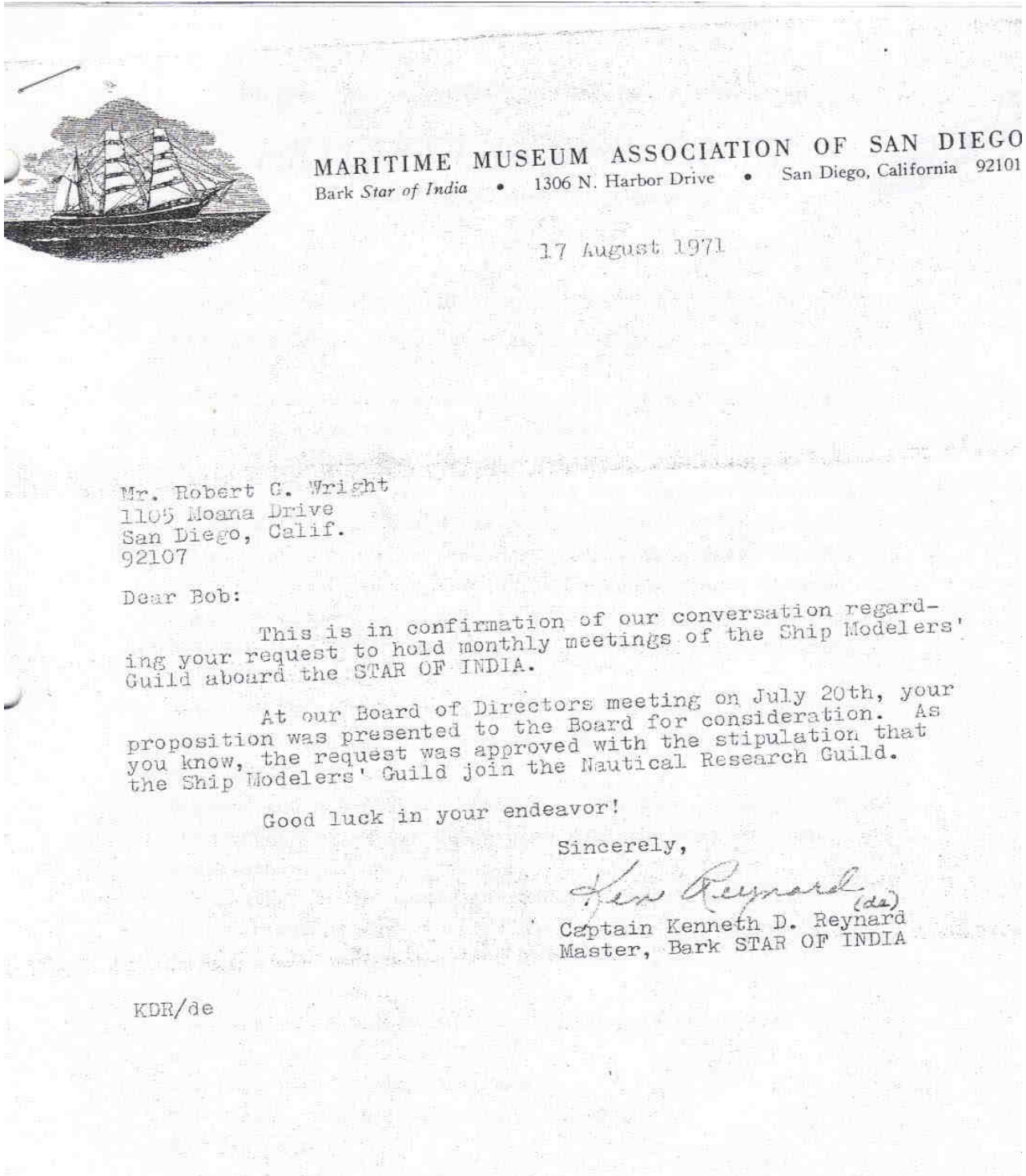
We had our first meetings the last Friday of each month in the aft cabin of the Star, which was the Museum office. There were only four or five of us the first year or so. What really helped attendance was having the radio control guys join the group. I was not for it at first, but it made a difference! As the attendance grew the meetings were held in the salon or Orlop. During the 1970's I was living on board as a Security Watchman.

In the late 1970's the *Berkeley* was in condition to open to the public and about that time Commander Bill Benson built up the model shop. After a while both ships could be used for meetings. For a number of years some of us would have dinner at Anthony's Restaurant before the meetings.

As time went by, the Guild took on a life of its own. Another huge step in keeping the Guild together was the Newsletter. It is so important!

I am sure all the past members who are no longer with us would be pleased with how well the present members are keeping the craft alive. Keep up the good work!

Bob Wright





# San Diego Ship Modelers Guild

Fair Schedule 2014 (As of 01 APR 2014)

**Booth Hours: M-F 1100 - 1800 -- Weekend: 1000 - 1800**

Telephone # at Design n Wood Pavilion: **(858) 755-1161 ext 2472**

Saturday June 7th

|              |
|--------------|
| Chuck Seiler |
| Bill Norris  |
| Brian Davies |

Sunday June 8th

|             |
|-------------|
| Bill Grolz  |
| Bill Norris |

Monday June 9th

|                 |
|-----------------|
| Exhibits Closed |
|-----------------|

Tuesday June 10th

|                 |
|-----------------|
| Exhibits Closed |
|-----------------|

Wednesday June 11th

|             |
|-------------|
| Bill Norris |
| Bill Grolz  |
| Dave Dana   |

Thursday June 12th

|            |
|------------|
| Bill Grolz |
| Jeff Shea  |

Friday June 13th

|                |
|----------------|
| Bob McPhail    |
| Dave Dana      |
| Howard Griffus |

Saturday June 14th

|                |
|----------------|
| Robert Riddoch |
| Brian Davies   |

Sunday June 15th

|                |
|----------------|
| Mike Lonnecker |
| Chuck Seiler   |

Monday June 16th

|                 |
|-----------------|
| Exhibits Closed |
|-----------------|

Tuesday June 17th

|                 |
|-----------------|
| Exhibits Closed |
|-----------------|

Wednesday June 18th

|                |
|----------------|
| Jon Sanford    |
| Gary Seaton    |
| Howard Griffus |

Thursday June 19th

|                |
|----------------|
| Howard Griffus |
| Jon Sanford    |

Friday June 20th

|              |
|--------------|
| Chari Wessel |
| Bob McPhail  |
| Chuck Seiler |

Saturday June 21st

|                |
|----------------|
| Chari Wessel   |
| Robert Riddoch |
| Chuck Seiler   |

Sunday June 22nd

|                |
|----------------|
| Bill Grolz     |
| Robert Riddoch |
| Chuck Seiler   |

Monday June 23rd

|                 |
|-----------------|
| Exhibits Closed |
|-----------------|

Tuesday June 24th

|               |
|---------------|
| Bob McPhail   |
| Jon Sanford   |
| Robert Hewitt |

Wednesday June 25th

|                |
|----------------|
| Howard Griffus |
| Jon Sanford    |
| Robert Hewitt  |

Thursday June 26th

|                |
|----------------|
| Howard Griffus |
| Gary Seaton    |
| Robert Hewitt  |

Friday June 27th

|               |
|---------------|
| Bob McPhail   |
| Jay MacMaster |
| Jon Sanford   |

Saturday June 28th

|                |
|----------------|
| Robert Riddoch |
| Bill Grolz     |
| Robert Hewitt  |

Sunday June 29th

|               |
|---------------|
| Bill Grolz    |
| Jon Sanford   |
| Robert Hewitt |

Monday June 30th

|                 |
|-----------------|
| Exhibits Closed |
|-----------------|

Tuesday July 1st

|               |
|---------------|
| John Wickman  |
| Gary Seaton   |
| Robert Hewitt |

Wednesday July 2nd

|                |
|----------------|
| Howard Griffus |
| John Sauvajot  |
| Robert Hewitt  |

Thursday July 3rd

|                |
|----------------|
| John Wickman   |
| Howard Griffus |
| Robert Hewitt  |

Friday July 4th

|              |
|--------------|
| Bill Grolz   |
| Bill Norris  |
| Chuck Seiler |

Saturday July 5th

|              |
|--------------|
| Bill Norris  |
| Chuck Seiler |
| Brian Davies |

Sunday July 6th

|             |
|-------------|
| Bill Grolz  |
| Bill Norris |

Fair Set up

1. Bill Grolz
2. Bob Riddoch
3. Jeff Shea
4. Bill Norris
5. Robert Hewitt

Fair Take Down

1. Bill Grolz
2. Bob Riddoch
3. Robert Hewitt

**Fair set up Sunday May 18th 0800**

**Fair Take Down Monday July 7th 0800**



## Vendor in the Spotlight

by Brain Davies

I would like to suggest these two vendors to my friends in the San Diego Model Shipbuilders Guild. I personally have done business with both companies through their web sites, and have been satisfied with the products I have received. The only drawback to shopping with these two companies is that both are located on the East Coast in Massachusetts, but merchandise is delivered quickly thanks to the friendly people of the United Parcel Services.

The first one is named **The National Balsa Company** at <http://www.nationalbalsa.com/default.asp>, where you can buy lots of different woods in multiple different styles. Don't be fooled by the name of this company, they sell much more than just balsa. This web site easily can be the source of wood to make a good quality model ship except that doesn't sell the expensive Boxwood. Wood can be purchased over this site as sheets or as sticks, in lengths of two feet long to four feet long. They even allow you to place orders for dowels. As a shopper, you can purchase Balsa, Basswood, Maple, Cherry, Plywood, Maple, and others. In certain types of wood, sticks can be purchased as small as 1/32x1/32, and sheets can be ordered up to an inch thick and a foot wide. Some basic kits and even modeling servos can be purchased on this site, but those were of little helpful in my personal opinion. National Balsa also has screws and nuts you can purchase, many of them also available through the company mentioned in the next paragraph.

The second company is **The Bolt Depot Company** at <http://www.boltdepot.com/default.aspx>. As the name suggest, this company specializes in just about every way you can hold down or screw an item. From small cotter pins to large nuts and bolts, this is the site to order them. They make products in different metals, mostly silver or stainless steel, but also some in brass and even bronze. This would be a good company to use getting good mounting screws to hold a completed model firmly to the base. The web site can tell you so much more

I hope these companies help make your modeling projects become easier. Successful ship building to one and to all!

### LET'S MAKE THIS A THREE-FER



#### The Hardwoods and Hardware Store

I was turned on to this by **Mike Lonnecker**. Apparently other Guild members have used it. It has a great assortment of wood, wood finishing products and hardware. I'm not sure if the wood selection is as good as, say, Frost up in the Miramar area, but it is good.

If you are looking at finishes, they have a much greater assortment than "MINWAX". They also have a decent sized staff that is willing to help you with selections and suggestions.

You can check out their website at: <http://www.th-h.com/>

I recommend you pay them a visit at 8849 Complex Drive in Kearny Mesa. Make sure you bring your GPS or other map device...it is almost as hard to find as Mike's house. It is tucked away in little semi industrial area, off the beaten path.





# Guild Master's Corner

Greetings all,

After an arduous and hard fought re-election campaign, I find myself once again on my annual retreat to Japan for the next 5 weeks. Although this is a business trip, I always have the great pleasure of attending the Annual Rope Exhibition, and this year is no exception. This year's Exhibition, their 39<sup>th</sup>, runs from 13 to 19 April in Tokyo. As always, I will be taking plenty of pictures to share with you all when I return.

I also want to make another push for members to get their models into this year's San Diego County Fair Designs in Wood. As I have mentioned, this is our opportunity to show off the amazing talents of our Guild Members. Deadline for submission of entries is 2 May. You can fill out an entry online at [www.sdfair.com/entry](http://www.sdfair.com/entry) or use the attached entry form in this month's Newsletter.

Finally, I want to welcome our returning Guild Officers, and extend a hardy welcome to our newest Guild Officers, Mike Lonnecker, who was elected last month as First Mate and Gary Seaton who was officially elected as the Purser. I look forward to another great year with you all.

Our next Guild Meeting is on Wednesday, 9 April at 6:00pm onboard the steam ferry Berkeley. Please bring a Show and Tell item. Our next Community Build meeting will be held on Saturday, 12 April at 10:30am at Mike Lonneckers' house.

Sayonara,

Bob Riddoch

*Bob Riddoch*



# EDITOR'S SANDBOX

Another newsletter in the books and another apology to the snailmailians for a late delivery.

Many thanks to **Brian Davies** for his "vendor" input. If you have any vendors or suppliers that you would like to share with your Guildmates, please let me know.

Thanks also to **Bob Riddoch** for his article and archival material from **Bob Wright** on the "Birth of the Guild". Every month we see on the newsletter masthead "Established in 1972 by **Bob Wright** and **Russ Merrill**", but what does that really mean? Our Guild has a pretty rich history and it has seen many interesting people pass through. We are VERY fortunate to be associated with the Maritime Museum and have access the resources it offers. How many model clubs that you know of have historic sailing ships, whether they be authentic or replica, at their disposal? We have MANY.

Another tradition we have is "The Fair". Many organizations would give an arm and a leg to have the outreach capability and audience we have to 'spread the word' about model ship building. **Hewitt** hates it when I talk religion, but you can say that we are disciples of Bob and Russ. Forty years from now hopefully Guildmembers will look back and appreciate what we did to make the club strong and help it grow.

Newsletter inputs are due to me two weeks before the next meeting.



Chuck Seiler



<http://sdshipmodelersguild.org/>

Next meeting is  
**WEDNESDAY**  
09 APRIL 2014 on the Berkeley.  
5:30 PM- Social.  
6:00PM Meeting  
*Bring a model*

| S  | M  | T  | W  | T  | F  | S  |
|----|----|----|----|----|----|----|
|    |    | 1  | 2  | 3  | 4  | 5  |
| 6  | 7  | 8  | 9  | 10 | 11 | 12 |
| 13 | 14 | 15 | 16 | 17 | 18 | 19 |
| 20 | 21 | 22 | 23 | 24 | 25 | 26 |
| 27 | 28 | 29 | 30 |    |    |    |

COMMUNITY BUILD

MUSEUM VOLUNTEER NIGHT

APRIL 2014

-FINIS-



# DESIGN IN WOOD

## at the 2014 San Diego County Fair

presented by  

**33rd Annual Design in Wood Competition - An International Competitive Exhibition of Fine Woodworking**

**At the 2014 San Diego County Fair, June 7 - July 6, Del Mar, California**

*Bob Stevenson, Coordinator*



*Presented in association with the  
San Diego Fine Woodworkers Association*

## 2014 CALENDAR

### Entry Assistance

The Entry Office is open Monday through Friday; 9:00am to 5:00pm to answer questions and provide assistance with entering. You can call (858) 792-4207 for help during these hours or email [entry@sdfair.com](mailto:entry@sdfair.com). Additionally, the Entry Office will be open for "Extended Hours" until 7pm on the following dates: Fridays April 25 and May 2.

### Registration deadline (entry forms, fees):

Must be USPS Postmarked on or before Friday, May 2, 2014, or submitted on-line by 11:59pm (Pacific Daylight Time), Friday, May 2, 2014.

**Delivery of exhibits:** Thursday, May 29, 2014, Noon - 8:00pm

**Exhibitor Awards:** Saturday, June 7, 2014, 7:00pm - 9:00pm

**Pick-up of exhibits:** Monday, July 7, 2014, Noon - 8:00pm.

For information about the 2014 San Diego County Fair, check our webpage at [www.sdfair.com](http://www.sdfair.com)

**Read the entire brochure. Print a hard copy of this PDF for your reference.**



[www.sdfair.com](http://www.sdfair.com)

# DESIGN IN WOOD

## 2014 Entry Form for Mailing

San Diego County Fair, Design In Wood, P.O. Box 685, Solana Beach, CA 92075

PRINTED NAME OF EXHIBITOR (First Name Middle Initial Last Name)

Address: \_\_\_\_\_

City: \_\_\_\_\_ State: \_\_\_\_\_ ZIP: \_\_\_\_\_

Phone #: (\_\_\_\_\_) \_\_\_\_\_ email address: \_\_\_\_\_

I wish to receive Fairgrounds info by email

**Processing fee is \$20.00 per entry. Please make your check payable to 22nd DAA.**

*To enter online and pay by credit card, please visit [www.sdfair.com/entry](http://www.sdfair.com/entry).*

Mail your entry form, photos, and processing fees to the address above. Entry form must be USPS postmarked on or before Friday, May 2, 2014. On-line entries and photos must be submitted by 11:59 (Pacific Daylight Time) on Friday, May 2, 2014. Emails and faxes will not be accepted. Check calendar for other important dates.

The exhibitor agrees to defend, indemnify and hold harmless the Fair, the County, and the State of California from and against any liability, claim, loss or expense (including reasonable attorneys' fees) arising out of any injury or damage which is caused by, arises from or is in any way connected with participation in this program or event, excepting only that caused by the sole active negligence of the Fair. The Fair management is not responsible for accidents or losses that may occur to any of the exhibitors or exhibits at the Fair. The exhibitor (or parent or guardian of a minor) is responsible for any injury or damage resulting from the exhibitor's participation in the program or event. This includes any injury to others or to the exhibitor or to the exhibitor's property.

I certify these entries are my work and that these entries comply with the Local and State rules. I acknowledge that these entries do not violate copyright or trademark laws. I agree that my name may be released to the press. I certify that I have read the statement listed above.

**X Signature:** \_\_\_\_\_ (original signature is mandatory)

|                 |                 |          |          |             |                   |
|-----------------|-----------------|----------|----------|-------------|-------------------|
| Office Use Only | Receipt # _____ | \$ _____ | by _____ | Date: _____ | Exhibitor # _____ |
|-----------------|-----------------|----------|----------|-------------|-------------------|

| Item No | Division No | Class No | Size L"xW"xH"                    | Description/Title<br>Include wood species | Selling Price<br>or NFS | Entry #<br>(Office Use) |
|---------|-------------|----------|----------------------------------|---|-------------------------|-------------------------|
| 1.      | 1101        |          | L: _____<br>W: _____<br>H: _____ |   |                         |                         |
| 2.      | 1101        |          | L: _____<br>W: _____<br>H: _____ |   |                         |                         |
| 3.      | 1101        |          | L: _____<br>W: _____<br>H: _____ |   |                         |                         |

Number of entries \_\_\_\_ @\$20.00 each = \$ \_\_\_\_\_ (make checks payable to 22<sup>nd</sup> DAA)

I will be shipping entries - Please check **Shipping Instructions** for return shipping information.

**SDFWA Member**  yes  no **SO. CA Scroll Saw Club Member**  yes  no

Please make a copy of this form for your records

**To use our fast, easy & secure on-line entry registration option visit [www.sdfair.com/entry](http://www.sdfair.com/entry) Starting mid-February.**