



San Diego Ship Modelers Guild

1492 N. Harbor Drive San Diego, CA 92101

April 2018 NEWSLETTER VOLUME 46, NO. IV

OFFICERS

Guild Master

Ed Torrence
address redacted
phone redacted

First Mate

Ed Torrence
address redacted
phone redacted

Purser

Gary Seaton
address redacted
phone redacted

Newsletter Editor

Guy Lawrie
address redacted
phone redacted

Log Keeper

Isaac Wills
address redacted

SPECIAL ASSISTANTS

Web Master

Robert (Rob) Wood
address redacted

Presentations Coordinator

Ed Torrence
address redacted

Established in 1972 by
Bob Wright and Russ
Merrill

Someone asked me, if I were stranded on a desert island what book would I bring... ‘How to Build a Boat.’ — Steven Wright

Guild Master Jon Sanford has found a significant number of donated books in the Museum’s Model Shop over the last year. Some of the books in this collection are pertinent specifically to ship modeling and some are of more general nautical topics. A number of the books hold some value but all the books are of interest and the books are auctioned on a regular basis at Guild Meetings. The newsletter will continue to post notice of upcoming book auctions or give a ways but they come and go quickly! Building your Library?

MINUTES OF 13 MARCH 2018 GUILD MEETING

Guild Master Jon Sanford opened the meeting at the San Diego Maritime Museum on the Passenger Deck aboard the Steam Ferry *BERKELEY*. **Isaac Wills** began by leading seventeen (17) members in a recitation of *The Pledge of Allegiance*. **Jon Sanford** and **Tom Hairston** were manning the Museum Model Shop when they met a visiting Filipino Merchant Marine Captain who was a ship model maker. **“Bing” Villena** attended the meeting and talked about building the 1670 French ship of the line *Soleil Royal* (see pictures at the beginning of the **Show and Tell** section).

Right: Ed Torrence takes some pictures of the proceedings as members talk about their models. **From the left:** John Sauvajot, Karl Zingheim, Tom Hairston, Visitor Bing Villena, and James Pitt.

The first order of business after opening the meeting was the election of Guild Officers. **continued next page**



San Diego Ship Modelers’ Guild is affiliated with and supports the Maritime Museum of San Diego



<http://sdshipmodelersguild.org/>

MINUTES continued -

After a move to close nominations was made and seconded, **Ed Torrence** was elected Guild Master by a simple majority of attending members. The remaining slate of officers shown on Page 1 of the newsletter were elected by acclamation. **Jon Sanford** conducted his last meeting as outgoing Guild Master, seen here wielding the coveted Guild Gavel. **Many a Bravo Zulu for two years of outstanding service to the Guild, Jon!**



John C. Mathews Award

Included in his last duties, Jon Sanford announced **Howard Griffus**, seen here left of Jon, and **Bob Kyle**, seen here right of Jon, as co-recipients of the **2017 John C. Mathews Award**.



The **John C. Mathews Award** is the Guild Master and Officers' recognition for service to the Guild during the previous year. **Howard** was recognized for his many hours of service at the San Diego County Fair's Guild Booth inspiring both young and old with his modeling skills (and let us not forget his culinary skills preparing meals for Guild dinners)! **Bob** was recognized for his hours of service demonstrating his modeling skills and interacting with visitors to the Maritime Museum's model shop, a valuable service to both the Guild and the Maritime Museum!

Congratulations, fellows!

The meeting proceeded to the following Officer and Special Assistants Reports before moving to a meeting break, **Show and Tell**, and close of the meeting with a presentation by **Isaac Wills** on the Winterfest 2018 Scale Model Contest. The **Show and Tell** offerings included **Don Dressel's** *San Mateo*, **Bob Kyle's** lobster smack *Emma C. Berry*, **Karl Zingheim** told about obtaining cage masts for ships under construction for his Pearl Harbor diorama, and **Tom Hairston** updated us on progress with his 1510 Tudor warship *Mary Rose*.

First Mate's Report: There was nothing new to report from the outgoing First Mate and incoming **Guild Master Ed Torrence** but the Guild welcomes incoming **First Mate James Pitt!**

Purser's Report: Purser **Gary Seaton** reported the guild balance as of 1 March was \$<redacted>.

continued next page

**Next meeting is
10 April 2018**

**5:30 PM - Social
5:30 Officer's Meeting
6:00 PM Meeting
Bring a Model!**

April 2018

S	M	T	W	T	F	S
1	2	3	4	5	6	7
8	9	10	11	12	13	14
15	16	17	18	19	20	21
22	23	24	25	26	27	28
29	30					

Community Build Meeting, 1:00 PM aboard the Berkeley upper passenger deck!

Purser's Report continued: The purser reports 28 members have paid their dues, thank you all. **It is time to collect Membership Dues!** Dues remain at \$20.00. Gary Seaton accepts checks or cash and they can be brought to a monthly meeting or mailed to: Gary Seaton, <redacted>. Checks can be made payable to "San Diego Ship Modelers Guild".

Editor's Report: Guy Lawrie was out of state and unable to attend this meeting.

Log Keeper Report: Isaac Wills reports his ROTC Commander said that planning for some Guild members to come in and speak to the ROTC Cadets can begin. Isaac reports there are 150 cadets this year so if they are given Mini-Star kits to build, Isaac suggests bringing in about 75 kits and the cadets can work in groups of two or three. Isaac also reported he is exploring the possibility of coordinating a field trip to the museum.

Isaac presented a proposal for the fair model kit give away to young visitors. He told the Guild Officers that when he was very young he went to Micheal's Craft Store and found wonderful little wooden boat kits. Isaac reports he recently found three of those kits online at \$1.97 ea. Guild Officers were receptive to the idea especially in light of how much appreciated the Mini-Star kits have been with not only visitors to the fair booth but also to Museum Model Shop visitors. John Sanford has offered the following edited comments. "I purchased the three models and made the Pirate Ship. It was very easy to make and ideal for children building their first model. Good materials and directions. I think the kits would be a great addition to our Mini-Star model kits given away at the fair. Since John Wickman, the Guild's Mini-Star hull specialist, is sidelined; I don't see anybody stepping up to make more of the Mini-Star model kits.

continued above

(Jon reports) the purchased kits could be repackaged with our Guild information. The fair's Design in Wood group are looking for youth workshops on Wednesday evenings in the chair-making area. These would fill that need. I've checked with the company and the price is firm, \$1.97 each. Shipping is free if you buy over \$100. I suggest 200+ kits for the fair, since they tend to go fast. I will bring the kits to the meeting on the 10th of April." See the following

pictures, left is Jon's completed Pirate Ship and right is the Titanic with the two other kits pictures below



Web Master's Report: Rob Wood was unable to attend the meeting and had no news to report.

Fair Coordinator and Museum Report: Fair Coordinator Jon Sanford reported he is attending fair meetings with the fair theme "How Sweet It Is!". **Along with Museum Collection Manager Kevin Sheehan, Jon reported a cash award for models judged: 1st prize - \$500, 2nd prize - \$200, and 3rd prize - \$100. Design in Wood, Class 009 awards: 1st prize - \$200, 2nd prize - \$175, 3rd prize - \$150, and 4th prize - \$75. Look to submit your model(s) to qualify for these awards! Entry deadline is April 27, 11:59 PM. Entry web site and entry rules: <https://sdfair.com/entry>**

Represent the Guild with your models!

Volunteer to Man the Booth!

Check Fair Schedule on last pages!

Community Build Report

Build Log Keeper Steve McGivern reported 7 members attended the March 3 meeting aboard the *Berkeley* including **Steve McGivern, Bob Kyle, Jon Sanford, Ed Torrence, Guy Lawrie, Gary Seaton, and Doug Yumoto**. Jon Sanford opened the meeting, going around the table for attendees to discuss their progress and any issues they are having with the build.

Jon Sanford showed his model (right and far right with Doug and Steve listening in) and said that according to the



instructions when you've got to this point, you are half way there.

Bob Kyle, adding some humor to the meeting, politely disagreed. Below with the crew and Bob's barge



Gary Seaton shared that he has been having real problems with bending planks for the Admiral's Barge, breaking at least 4 precut planks already, needing to order another set from Chuck Passaro of Syren Ship Model Co. Plank bending seems to require soaking a plank board in water for a while, bending gently into desired shape and then blow-drying the plank (Gary uses a heat tool). He asked about others' experiences in creating the aft end bends and cuts in the planking.



Douglas Yumoto shared his model with the group, showing his solution for stabilizing the hull and frames with pieces of wood and metal braces.

Guy Lawrie brought in his keel for the meeting to show that it was straight and true.



Steve McGivern was having similar plank breaking problems as Gary. He choose to repair planks rather than reorder. As he attempts to construct the flying transom it's one step forward and two steps back.

Show and Tell

Tom Hairston with “Bing” Villena



Soleil Royal

by “Bing” Villena -

One never knows what might happen when spending time in the Maritime Museum model shop! Tom Hairston tells us the following story

after finding himself in the model shop. “When I was down for our last meeting, I was spending time on Monday on the *Berkeley* with Jon Sanford in the model shop. A visitor and



his wife stopped by to

find out more about the Guild and share the fact that he has made some model ships too. He introduced himself as “Bing” and he spoke about making plastic models but is now making model ships of wood. He is retired from being a Captain on merchant ships out of the Philippines and is 84 travelling in San Diego. Jon invited him to attend our meeting on the following night as our guest. He did return and was made welcome by our members. He even stayed long enough for the presentation by Isaac Wills.” Making new friends from other lands, indeed!

San Mateo

by **Don Dressel** (seen here telling about his build as Howard Griffus, standing, and Bill Grolz, sitting, listen in)

Don tells us “This is the first wooden ship model I ever built. Lots of plastic models before this, but this is the first wooden one. It was completed in 1974, so it has been around for awhile.



As I remember, it was a Constructo wooden skit model – half solid hull and the upper half built up. I don’t know if such a galleon ever existed in the Spanish Navy in reality, but it was, as I remember, a fun model to build. I am also not aware if the model is still available or not – I think Constructo is still in business – a German company.



The construction, as I remember, was pretty straight forward, although some “scratch” items were added. The sails are scratch, made from drafting linen (I think). I do remember that I was very proud of this model when I first finished it.

The figure alongside the model is a metal cast figure that I painted and mounted as an added touch to the model.”

The *Mary Rose* 1545

by Tom Hairston (seen here to the right with Karl Zingheim listening in)

Caldercraft Model Boats, Heritage Series

Scale 1:80

Tom reports his progress on *Mary Rose*, a carrack-type warship of the English Tudor navy of King Henry VIII, last shown by Tom at the January 2018 meeting and reported in the February 2018 SDSMG newsletter. Though he reports he is still working on the hull and has many details to complete before he can start on the masts and rigging, progress is easily seen from the January meeting.



March

March

January



Emma C. Berry, a Lobster Smack

by Bob Kyle (seen here to the left with Robert Wills listening in)

Model Expo True Plank-on-Frame Kit

Scale 1:32

Model Expo tells us the *Emma C. Berry* was built in Noank, Connecticut in 1866. This type of vessel was known as a Noank Smack. Smacks like the *Emma C. Berry* contain a live well, which is a

watertight structure built inside the vessel. Within the well, numerous holes drilled in the bottom of the boat allowed fresh (oxygenated) seawater to circulate through. This way, live fish

and lobsters could be transported from the fishing grounds to market. The *Emma C. Berry* is the last existing representative


of her type and this kit is based on drawings and documentation provided by the Henry B. DuPont Preservation Shipyard at Mystic Seaport.



**USS *Maryland* - 1935, a Pearl Harbor project
by Karl Zingheim (seen here to the right)**

Scratch Building

Scale 1:200



Karl spoke about the purpose of his March presentation which was to show the 3-D printed cage mast he had “Free Time Hobbies” custom make for his Pearl Harbor project. Karl had them produce five sets of main and fore cage masts for each of the “Big Five” battleships of the Tennessee and Maryland classes in 1:200 scale.

The hull is scratch built (and still in an early state) and the drawing was to help put the cage mast into context for the completed form.

Presentation Report



Isaac Wills spoke about attending the 2018 Winterfest Scale Model Contest hosted by the Secret Society of Model Builders at the San Diego Air and Space Museum Gilespe Field Annex.

Using a slide show, a few of which are shown here, Isaac spoke to the fine models he observed and his time well spent! The event included a raffle/swap meet with plenty of items to choose from. The

Winterfest 2018 theme was “From Shoguns to Starblazers: Celebrate the Rising Sun” and prize categories included “Best of Ships”. Isaac reported he had an interesting and fun day exploring!



Fair Sign-UP Sheet 2018

San Diego Ship Modellers Guild

Booth Hours: M-F 1100 - 1800 -- Weekend: 1000 - 1800

- Fair set up
- 1 Bill Grotz
 - 2 Jay MacMaster
 - 3 Guy Lawrie
 - 4
 - 5

- Fair take down
- 1 Jon Sanford
 - 2 Bill Grotz
 - 3 Jay MacMaster
 - 4 Guy Lawrie
 - 5

Fair set up
May 13, 12:30 pm

Fair Take Down
July 7, 10:00 am

Friday June 1

Fair Opens at 1600	
1	Jon Sanford
2	Bill Grotz
3	

Friday June 8

1	Bob McPhail
2	Bob Kyle
3	

Friday June 15

1	Bob McPhail
2	Jon Sanford
3	

Friday June 22

1	Bob McPhail
2	John Sauvajot
3	

Friday June 29

1	Jon Sanford
2	
3	

Friday June 30

1	James Pitt
2	Jon Sanford
3	Guy Lawrie

Thursday June 7

1	James Pitt
2	Jon Sanford
3	Guy Lawrie

Thursday June 14

1	James Pitt
2	Jon Sanford
3	Guy Lawrie

Thursday June 21

1	James Pitt
2	Jon Sanford
3	Guy Lawrie

Thursday June 28

1	James Pitt
2	Jon Sanford
3	Guy Lawrie

Thursday June 28

1	James Pitt
2	Jon Sanford
3	Guy Lawrie

Wednesday June 6

1	James Pitt
2	
3	Bill Grotz Demo

Wednesday June 13

1	David Dana
2	Bob Kyle
3	Bill Grotz Demo

Wednesday June 20

1	David Dana
2	
3	Bill Grotz Demo

Wednesday June 27

1	James Pitt
2	Jon Sanford
3	Guy Lawrie

Wednesday June 27

1	
2	
3	Bill Grotz Demo

Wednesday July 4

1	
2	
3	Bill Grotz Demo

Tuesday 5

Exhibits Closed	
-----------------	--

Tuesday June 12

Exhibits Closed	
-----------------	--

Tuesday June 19

Exhibits Closed	
-----------------	--

Tuesday June 26

Exhibits Closed	
-----------------	--

Tuesday June 26

Exhibits Closed	
-----------------	--

Tuesday July 3

1	
2	
3	

Monday June 4

Exhibits Closed	
-----------------	--

Monday June 11

Exhibits Closed	
-----------------	--

Monday June 18

Exhibits Closed	
-----------------	--

Monday June 25

Exhibits Closed	
-----------------	--

Monday June 25

Exhibits Closed	
-----------------	--

Monday July 2

1	
2	
3	

WEDNESDAYS ARE DEMO NIGHTS
June 6th, 13th, 20th, 27th
July 4th
1800-2000



The Nautical Research Guild

* Bonus Nautical Research Guild News *

[NEW PLANS AVAILABLE NOW](#)

AS SHOWN AT THE FL CONFERENCE

THE GENERIC EAST COAST OYSTER SHARPIE LATE 19TH CENTURY



The plans and monograph are now available to build a late 19th century, Generic East Coast Oyster Sharpie.



The eleven sheets of CAD plans and the 277-page, step-by-step monograph are designed as an introduction to scratch building a small work boat in a miniature version of a full-size board for board build. This project was created primarily for modelers of intermediate level of skill or experience with special instructions for those with limited access to power tools. This project will also appeal to all work boat fans and those wanting a change from long-term projects.

The project was designed and written for the NRG by William "Bill" Strachan with the plans were done by Al Saubermann, both members of the NRG and the CT Marine Model Society. Plans from Mystic Seaport and the Mariners' Museum and books by

Howard Chapelle and others are the reference sources for this 3/4" = 1'0" scale model, and presents three options to choose from to complete your model.



The 277 page, monograph contains 441 color photographs and diagrams to guide the builder. Referenced and quoted sources are footnoted for the modeler and a bibliography is provided. The monograph is provided as a free PDF download from the NRG web site. They are also available on a flash drive for an additional charge.

The plans are shipped rolled in a sturdy box.

NRG Member cost is \$65.00 plus shipping.

Thank You and Happy Modeling!!!

Your NRG Board of Directors

info@thenauticalresearchguild.org