



San Diego Ship Modelers Guild

1492 N. Harbor Drive

San Diego, CA 92101

April 2019

NEWSLETTER

VOLUME 47, NO. IV

GUILD OFFICERS

Guild Master

James Pitt
guildmaster@sdshipmodelersguild.org

First Mate

Ed Torrence
firstmate@sdshipmodelersguild.org

Purser

Jon Sanford
purser@sdshipmodelersguild.org

Newsletter Editor

Guy Lawrie
newsletter@sdshipmodelersguild.org

Log Keeper

Tom Hairston
logkeeper@sdshipmodelersguild.org

COMMITTEE CHAIRS

Web Master

Alex Roel
webmaster@sdshipmodelersguild.org

Presentation

Coordinators

Ed Torrence
Frank Dengler
presentations@sdshipmodelersguild.org

Established in 1971 by
Bob Wright and Russ
Merrill

Included in this edition of the newsletter is a report by **Mike Lonnecker** from his March meeting talk describing his technique for constructing ship grates. His talk brings to mind the following.



San Diego coast looking North as a storm moves in

“Ah it's hurricane season
Batten down the hatches boys
It's hurricane season
Rain blurred on a night like this
You'd think there's nothing left on earth”

- lyrics from the song “Hurricane Season” by Billy Pilgrim (an American folk rock duo)

MINUTES OF 12 MARCH 2019 GUILD MEETING

Guild Master Ed Torrence brought the meeting to order at the San Diego Maritime Museum on the Passenger Deck aboard the Steam Ferry *BERKELEY*. Following a recitation of *The Pledge of Allegiance*, Ed greeted fifteen (15) members including our newest member, **Diana Griffus!** Diana has frequently accompanied her father, **Howard**, to Guild meetings and has been a significant helper when **Howard** becomes the chef to our Guild Dinners! **Welcome aboard, Diana!**

Ed continued the meeting and called for the following Officer Reports before moving on to the 2019 election of Guild Officers.

First Mate James Pitt, Log Keeper Tom Hairston, and Editor Guy Lawrie reported there were no updates to their respective posts.

Purser's Report: Purser **Gary Seaton** reported the guild balance as of 1 March 2019 was \$<redacted>. **Moving into 2nd quarter 2019, it is time for any who have not paid their Membership Dues to catch up!**



At the March meeting Howard shows his HMS *Bounty* as Diana looks on

San Diego Ship Modelers' Guild is affiliated with and supports the Maritime Museum of San Diego



<http://sdshipmodelersguild.org/>

Purser Report continued:

Dues will remain at \$20.00. **Gary Seaton** is moving on from his post as Purser. Going forward, checks or cash can be brought to a monthly meeting or mailed to: **Jon Sanford**, <redacted>. Checks can be made payable to “San Diego Ship Modelers Guild”.

Fair Coordinator’s Report: **Jon Sanford** noted important dates for the SD County Fair Design in Wood competition can be found at <https://SDfair.com/participate/exhibits/> and at the back of this newsletter.

April 26 is the Entry Registration Deadline! There are rules for model submission and Guild members are urged to review them. Not only are there financial awards to be won but **your models are wonderful additions to the Fair’s Design in Wood exhibition and contest! They bring surprise and delight to the many fair visitors; so, get your model ready for this year’s fair! Time passes quickly!**



Mini-Star of India kits are in production! Not only are these kits used to inspire young visitors to the Fair but they are a tool to engage young visitors that pass by the Museum Model Shop. As reported last month, the demand for the kits is growing and **Jon** even recruited help from visiting college students from China who had been volunteering at the museum! He put them to work by having them stuff 500+ mini-star instructions into baggies for our fair giveaways. They were a tremendous help!

Jon Sanford reported the Guild’s monthly model display outside the Maritime Museum Model Shop continues to draw the attention of many of the Museum’s visitors including younger visitors who are more than happy to walk away with a Mini-Star of India kit to explore their ship building capabilities! Anyone interested in helping with kit assembly or displaying one of their models at the Maritime Museum of San Diego can contact Jon at purser@sdshipmodelersguild.org and he will work with you. All are welcomed and urged to participate!

Web Master’s Report: Many a **Bravo Zulu!** are extended to **Rob Wood** for his support to the Guild’s web presence over the last few years and moving the Guild forward to a professional web presence!

Incoming **Web Master Alex Roel** reported that a revised web page can now be found at www.sdshipmodelersguild.org and a copy of its home page can be found at the back of the newsletter.

You are welcome to visit our website and explore it’s features! **Alex** is working to provide new and interesting content to the site including Guild history notes, past newsletters, upcoming events and news. The Guild looks forward to **Alex’** website support. **Welcome Aboard, Alex!**

Next meeting is

9 April

5:15 Officer's Meeting

5:30 PM - Social

6:00 PM Meeting

Bring a Model!

April 2019

S	M	T	W	T	F	S
	1	2	3	4	5	6
7	8	9	10	11	12	13
14	15	16	17	18	19	20
21	22	23	24	25	26	27
28	29	30				

Attention on Deck! Guild Officer Election Outcome from March Meeting.

Guild Master Ed Torrence conducted an election of Guild Officers in accordance Guild Bylaws Article 3.4. which can now be found on the website's "Home Port" tab. **Nominating Chairman Mike Lonnecker** submitted a slate of nominated folks that was voted in by the assembled Guild members and submitted ballots at the March meeting. The incoming officers are listed on page 1 of the newsletter and can also be found on the website's "Officers" tab along with some additional information about past officers. Please note updated email addresses for Officers and Committee Chairs. Also note that members with additional historical information about past officers are urged to contact **Alex** at webmaster@sdshipmodelersguild.org

Following **Mike Lonnecker's** talk and a break, **Ed** thanked the Guild for the opportunity to serve and the Guild recognized **Ed** for his outstanding contribution to the membership. **VERY WELL DONE, ED!** At that time, the Guild Master gavel was passed from **Ed Torrence** and Guild Master **James Pitt** assumed the gavel by calling for **Show and Tell**. Following **Show and Tell**, **James** adjourned the meeting.

Presentation: Mike Lonnecker's Technique for the Construction of Ship Grates



Mike began by gathering the crew around so they could more easily see the grate examples. He told us there have been many articles written about ways to make a



hatch grating and that his method is similar to several he has seen with perhaps a couple of differences. The main hatch grating was made of holly. The ledges, the athwartship pieces are 3 inches (.062 at 1:48) thick by approximately 2.5

inches (.052 at 1:48) wide. The approximate is because **Mike** used a width of .054 which is the kerf of his table saw blade. The battens, the fore and aft pieces, are 2.5 inches wide by 3/4 inch thick (.052x.015). I cut a piece for the ledges that was slightly wider than needed and at

least 1/2 inch longer than needed in the

direction of the grain. Using his table saw with a fence that can be adjusted by micrometer, **Mike** cut groves .015 deep spaced .054 inches apart across the grain. The piece was then turned 90 degrees and saw cuts made through the piece, leaving the oversized end uncut. By not sawing the ledges off the blank the spacing between ledges is held until assembly is complete. The battens were then cut to size and glued in place. When dry the hatch was trimmed to size. This yielded a hatch with 2.5 inch holes and 2.5

inches between holes. The hatch coamings were cut to fit the hatch with half lap joints at the corners. The assembly was then mounted to the deck beams. **Mike** talked about the importance of quality tools and reported he uses a Byrnes saw from Model Machines. The editor notes **Kurt Van Dahm** uses a Byrnes saw in his Shop Notes article in the Spring 2019 issue of the [Nautical Research Journal](#) about making a thin strip jig for the saw.



Show and Tell



Museum Model of the Month

C.S.S. *Alabama*
by Howard Griffus

Kit: Mamoli MV53

Scale 1:120

Here is Howard outside the Maritime Museum Model Shop with the case lifted from *Alabama*. The builder supplies the case and a brief writeup for display. The museum supplies a plaque for the display.



Following taken from Howard's Museum writeup.


C.S.S. *Alabama* **"Dangerous Ruler of the Seas"** **1862 – 1864**

Armament: Six 32 lb., One 110 lb., and Sixteen: 8 lb. Cannons

Speed: 13 knots under steam and sail, 10 knots under sail alone.

Size: length: 220 feet Beam: 31 feet 8 inches. Draft: 17 feet 8 inches.


Crew: 149 officers and sailors



HISTORY: Secretly built in England as a merchant ship, it was spirited away with a false crew who were taken off at sea and sailed to the Azores for arming and outfitting as a raider. In that capacity the ALABAMA captured or sank a record 64 ships and carried as many as 2000 prisoners to neutral ports over the next 22 months.

The CSS ALABAMA was finally cornered at Cherbourg, France, where she had gone for refitting and replacement of powder and stores by the Union USS KEARSAGE a similar sized warship. The battle to come was well known and anticipated and as over 12,000 spectators lined the French shore or sailed small boats at a

safe distance the two warships circled each other looking for an advantage. For 70 minutes they slammed 100 lb shells into each other.



C.S.S. Alabama by Howard Griffus continued:

Unbeknownst to ALABAMA's crew, the KEARSAGE had been recently armored with anchor chain fastened to the sides of the hull rendering most of ALABAMA's shells ineffective, half of which didn't even explode because the powder had been at sea too long.. Finally KEARSAGE got a shot in below the waterline at the stern of ALABAMA and she started to sink. Then an amazing thing happened! The sinking ALABAMA was swarmed by many of the French spectator boats who took off the wounded and live crew members. A British yacht took the captain and many of his officers off and raced them to England where they were later repatriated to the Confederacy. 40 of the dead went down with the ship along with the ships doctor who couldn't swim and said he would stay with the men he had worked over.



Ironically, in 1851, Captain Semmes (then a US Naval officer) wrote that, "Commerce raiders are little more than licensed pirates, and it behooves all civilized nations to suppress the practice altogether".



U.S. Brig Syren (1803)

by Royce Privett

Chuck Passaro designed Kit by Model Shipways MS2260

Scale - 1:64, 3/16 inch = 1 foot

Royce updated with his progress on *Syren*, a 240-ton brig, built by Nathaniel Hutton at Philadelphia in 1803. She saw action off Tripoli and the War of

1812, when she was captured by the 74-gun HMS *Medway* after an 11-hour chase." Wikipedia tells us the British never commissioned her but apparently used her for a year or so as a lazaretto (quarantine ship for maritime travelers). She then disappeared from the records.

Royce reports since the December 2018 meeting the stern davits were added, gallos bitts where the ships boat will be stowed was added and riding, fore, and bow sprit bitts are in place. Additionally, he installed deadeyes and chain plates on the starboard side for the main mast. Four months ago, he reported **2 years 3 months and 446 hours working time** on this project and just adds to those building numbers! Impressive!



Phantom New York Pilot Boat

by Alex Roel

Model Expo solid hull kit No. MS2027

Scale 1:96 1/8 in = 1 foot



Alex shows his *Phantom* in a shadow box he said was inspired by fellow guild member **Frank Dengler's** use of a shadow box for his models. Alex reported his intent to post build logs on the guild website as shown in the February 2019 newsletter. Found in Alex' build log, he reports the shadow box was constructed with birch (sides), birch 3 ply plywood (back), glass (front), brass (screws) and Minwax "Golden Oak" stain and Titebond III glue.



During this project, his first, Alex reported in his build log the following "Lessons Learned".

Have artistic license, but temper it with some research first (learned from rushing to add simulated nail holes to copper plating.)

Apply force sparingly while using tools (learned from destroying the forward port bulwarks when affixing a stubborn eyebolt.)

Beware mental blocks, it's probably not as hard as it seems (learned from waiting for four months to attempt rigging.)

Thin paint before applying (learned from painting the detail areas of the chain plates affixed to the hull.)

Blocks have an "up" orientation; understand and rig accordingly (learned from rigging the fore mast blocks improperly.)

Don't assume anything when interpreting instructions (learned from making the main topmast the same length as the fore topmast having read the instruction "the main mast is made exactly the same way as the fore mast".)

When adjusting final placement of a part be sure to check all orientations (port, starboard, fore, aft, aloft, and alow) for true before letting the glue set (learned from gluing and adjusting the fore mast improperly.)

Use beeswax even on the fine sewing thread used for seizing in order to avoid a fuzzy appearance (learned from failing to do so on several bowsprit related seizings.)



Build logs on the website are coming! Guild Members who have produced build logs or have thoughts about publishing them are invited to contact Alex at webmaster@sdshipmodelersguild.org

U.S.S. *Constitution*

by **Greg Carter** - Greg reported his *Constitution* is being built from a Mamoli kit that he purchased in Oregon at a garage sale. The editor suspects the kit is the following.

Kit by Mamoli, MV 31

Length: 38.3" / Height: 26.3"

Double Plank

Scale 1:93



Greg reported his U.S.S. *Constitution*, an American frigate with 54 guns, was launched on 21st of October 1797 and was named by President George Washington. It had bigger dimensions, sails and equipment than the contemporary ships of the same class. Her copper plating was forged by Paul Revere and was laid on three layers of pine and oak. Its strong construction earned her the name of "Old Ironsides". She fought against French privateers and was engaged in various episodes of naval battles, the most famous of which was during the War of 1812 against the British, a victory over the English frigate "Guerriere" on the 19th August 1812.

It is reported on the internet this is an acceptable kit for the intermediate builder; using walnut, beechwood, tanganyka and mahogany for its strips and decks. The kit supplies 32 burnished metal cannon and 20 carronades and a golden eagle on her stern and comes with three thicknesses of rope for lifelike rigging. The kit includes ten sheets of plans and instructions and numbered wood is laser cut. **Greg** reported the copper

plating is simulated by 1,700 small wood strips which he painted with shellac infused with a small amount of dye and colored with copper powder. **Greg** said he has not finished the black and white painting since he is also working on his H.M.S. *Bounty*. The Guild looks forward to his next report!

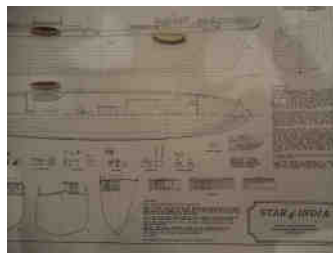


Star of India

by **Tom Hairston**

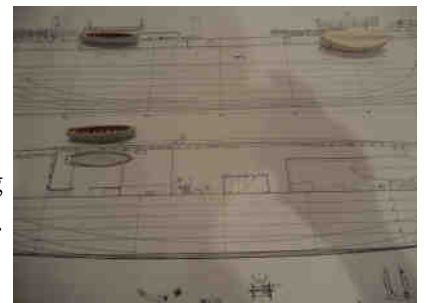
Scratch Build

Scale 1/8" (1:96)



Tom reported his next project will be a scratch build of the Maritime Museum of San Diego's *Star of India*, the oldest active sailing ship in the world though in the fall of 2019 she will enter dry-dock for maintenance, repair and her ten-year inspection as reported in the Spring 2019 issue of the museum newsletter, Full & By.

Tom said he obtained the plans shown here from fellow Guild member **Isaac Wills** who is now studying at university in New York. Just beginning the project, **Tom** has built the lifeboat and two skiffs displayed on the plans. Build on, **Tom!**



Design in Wood

San Diego County Fair, Del Mar, California

www.sdfair.com

Theme: "OZsome"

Dates: Opens May 31, 4:00–10:00 PM ,2019 Closes July 4th, 10:00 AM, 2019

(June, Wednesday thru Sunday)

(July, Monday thru Thursday)

Entry Online Registration Deadline: Friday, April 26, 2019, 11:59 PM

Entry Web Site: <https://sdfair.com/entry> (Read the rules!)

Entry Class: 009 Model Building - Scale

Entry Delivery Date: Tuesday, May 21, 2019, 12:00 noon - 8:00 PM

Judging: Wednesday, May 22rd, 9:00 AM & 23rd, 9:00 AM

Awards Ceremony: Thursday, May 30, 2019, 7:00 PM – 9:00 PM @ DIW

Entry Pick Up: Saturday, July 6, 2019, Noon – 8:00 PM

Awards: *Design in Wood*, 1st \$200, 2nd \$175, 3rd \$150, 4th \$75

SDMM: 1st \$500, 2nd \$200, 3rd \$100

Booth Set Up (SDSMG): Monday, May 13, 2019, 11:00 AM (Volunteers Needed)

Booth Tear Down: Friday, July 5, 2019, 10:00 AM (Volunteers Needed)

Booth Manning: (sign up sheet available at the March, April, May meetings)

Wednesday* thru Sunday, 11:00 AM – 6:00 PM

*Demonstration Wednesdays, time extended to 8:00 PM

Guild Website Home Page



SAN DIEGO SHIP MODELERS GUILD

Home Port Officers Meetings Voyages Newsletter Scuttlebutt

Welcome Aboard Mates!

Next meeting: Tuesday April 9th 6pm aboard the BERKELEY at San Diego's Embarcadero
 Upcoming meetings: APR 9 · MAY 14 · JUN 11 · JUL 9 · AUG 13 · SEP 10

The San Diego Ship Modelers Guild invites you to explore the storied art and history of ship model building. From kits to scratch-built, plastic to wood, small scale to large, come [join us](#) in this fascinating craft...

GUILD NEWS

 [Read the Guild's latest Newsletter](#) 

New Officers Elected

Congratulations to incoming officers and committee chairs...

- Guild Master: James Pitt
- First Mate: Ed Torrence
- Purser: Jon Sanford
- Newsletter Editor: Guy Lawrie
- Log Keeper: Tom Hairston
- Web Master: Alex Roel
- Presentations: Frank Dengler

...and many thanks to our outgoing officers.

[read more...](#)

Cdr John C Mathews Award



Congratulations to Jon Sanford (l), recipient of the 2018 Cdr John C Mathews Award!

[read more...](#)

Coming Up...

SDSMG Booth at the San Diego County Fair May 31st through July 4th



Members are [needed](#), volunteer!

[read more...](#)



A subset of Guild members individually build identical models and collectively share techniques as part of the Community Build.

[read more...](#)

The Guild is honored to call the steam ferry BERKELEY home, docked at the Embarcadero on San Diego Bay.

[read more...](#)



The San Diego Ship Modelers Guild is affiliated with and supports the Maritime Museum of San Diego.

[read more...](#)



SAN DIEGO SHIP MODELERS GUILD
 FOUNDED 1971 • BOB WRIGHT • RUSS MERRILL