



# San Diego Ship Modelers Guild

1492 N. Harbor Drive

San Diego, CA 92101

May 2020

NEWSLETTER

VOLUME 48, NO. V

## GUILD OFFICERS

### Guild Master

[Alex Roel](#)

guildmaster@  
sdshipmodelersguild.org

### First Mate

[Ed Torrence](#)

firstmate@  
sdshipmodelersguild.org

### Purser

[Jon Sanford](#)

purser@  
sdshipmodelersguild.org

### Newsletter Editor

[Guy Lawrie](#)

newsletter@  
sdshipmodelersguild.org

### Log Keeper

[Tom Hairston](#)

logkeeper@  
sdshipmodelersguild.org

## COMMITTEE CHAIRS

### Web Master

[Alex Roel](#)

webmaster@  
sdshipmodelersguild.org

### Presentation

### Coordinators

[Ed Torrence](#)

[Frank Dengler](#)

presentations@  
sdshipmodelersguild.org

Established in 1971 by  
Bob Wright and Russ  
Merrill



Off the deck of *Berkeley* at the  
Maritime Museum of San Diego

Life's roughest storms prove the  
strength of our anchors.  
- unknown

## From The Quarterdeck

by the Guild Master

Another month passes and Guild Members face new challenges caused by the pandemic: **cancellations of cornerstone events such as the San Diego County Fair** and the Nautical Research Guild's annual convention, not to mention our own Guild meetings.

In facing this global challenge, it occurs to me that we model ship crafters are fortunate in sharing a valuable trait: patience. I think it safe to say that each of our Members has an intimate relationship with this trait due to solving the many challenges we meet in each and every build.

As our patience is tested as part of the larger global community, page through the years of our [Build Gallery](#) for scores of fine examples of what our patience has helped to produce as Members of the Guild.

Fair winds and following seas,  
Alex Roel



San Diego Ship Modelers' Guild is affiliated with and supports the Maritime  
Museum of San Diego

<http://sdshipmodelersguild.org/>

**Next Community  
Build Meeting  
Tentatively  
Scheduled for 9  
May, Look to  
Email for further  
update.**

## On The Web


by Web Master Alex Roel

Piracy in our craft is an issue of concern to us all... see our new [\*Piracy in Model Shipcrafting\*](#) page under the Scuttlebutt menu to keep up to date on this important topic and manufacturers to avoid.

Speaking of menus: after a year of use, our Website's menus have been slightly reordered:

- ***Home Port***
  - pages describing our Guild
- ***Bridge***
  - pages about our officers, meetings and newsletters
- ***Galleries***
  - pages of photo galleries of Member builds and Guild projects
- ***Voyages***
  - pages about Member appearances in the community
- ***Scuttlebutt***
  - A modelers' compendium of terminology, information, and fun facts
- ***Sea Locker***
  - A repository of Guild documents, forms and presentations (password protected)

Making use of the ***Sea Locker***, **Jon Sanford** compiled the final list of model ship plans and he has placed the plans in individual envelopes for Guild members. These plans are free to members and are available on a first come - first served basis. **Alex Roel** sent a copy of the list of plans to Guild members and posted them to the ***Sea Locker*** on the Guild website. This is a perfect opportunity for Guild members to explore the website and its many features!



**Presentations and Museum Model of the Month Programs** have been suspended until Guild Meetings are resumed. For this month's newsletter, **Presentation Coordinator Frank Dengler** offered the following photographs of sailing ship models taken at the **U.S. Naval Academy (USNA) Museum** photographed for the most part during a rapid tour of **Preble Hall** on 13 March 2020. The photographs will be split into two parts. Following is the first part, next month's newsletter will have the second part.

### ***FAIR AMERICAN***

**Apr 1780 Pennsylvania 16 gun privateer brig, Stephen Decatur 1st CO, captured/sank 45 vessels, captured by HMS *GARLAND* Jan 1782**

*FAIR AMERICAN* is not accessible to the public. Photos were taken by Donald Preul, USNA Curator of Ship Models  
<redacted>



**USS *CONSTITUTION***  
**Launched in 1797, the 44-gun frigate saw action in the Quasi-War and First Barbary War. In the War of 1812, she defeated HMS *GUERRIERE*, *JAVA*, *CYANE*, & *LEVANT***

This model represents *CONSTITUTION* without its original Hercules figurehead, ornate transom, single gun port cover planks, main deck midships rails vs. bulkheads.





### Frank Dengler photos continued:

The following pictures are of older models of USS *CONSTITUTION* that were found at museums other than the USNA Museum and these models suggest War of 1812 actual configurations & painting



These pictures are of an 1812 model by *CONSTITUTION*'s crew for CO CAPT Isaac Hull, USN. The model was presented to the Salem East India Marine Society 1813 and then moved to the **Peabody Essex**



**Museum, Salem, MA** in 1814. Note absence of midships bulwark, green inner bulwark and hatch combing, white main battery stripe, red carriages, green underwater hull representing weathered copper sheathing. Below Left to Right: The transom, quarter gallery (officers head), mizzen mast, and bow cathead & scrollwork of the 1812 model.



Left: An 1875 model made for General Charles Greeley Loring, USA that is found in the **Old South Meeting House, Boston, MA** undergoing restoration in 2015.

Below: *CONSTITUTION* & *GUERRIERE*, "In Action" painted by Michel Felice Corne circa 1813. Note *CONSTITUTION*'s transom in the painting is similar to that of the 1812 model. The band between *CONSTITUTION*'s main battery gun ports was ocher before and after the action with *GUERRIERE* according to the book *Constitution - All Sails Up and Flying* by Olaf A. Eriksen.



Left: *CONSTITUTION* painted circa 1803 by Michele Felice Corné is the earliest known depiction of the frigate. It shows her complement of sails set and the original Hercules figurehead on her bow. The figurehead was crushed in an 1804 collision with USS *PRESIDENT* in the Mediterranean during the First Barbary War.

**Look for part 2 photographs from Frank's museum tour next month.** An email was sent to Guild Members in mid-April soliciting **Work Area Pictures** - Some of us maintain highly organized and neat work areas; some maybe not so much. Some may have dedicated work shops, some just build where they sit with family. Some are well equipped with power tools, some get by with sandpaper and hand tools. Some are surrounded by completed projects, some have many projects in varying stages of building. Take a picture of your work area and send it along to [newsletter@sdshipmodelersguild.org](mailto:newsletter@sdshipmodelersguild.org) and it can be shown anonymously in the newsletter. Members can make a bit of a quiz with the pictures and attempt to guess who a workstation belongs to. Here is what has been received so far.



Pictures 1 & 2 are from the same shop




Pictures 3 & 4 displaying projects underway!



Pictures 5 & 6 might be found elsewhere in the newsletter



Pictures 7 & 8 are from the same shop

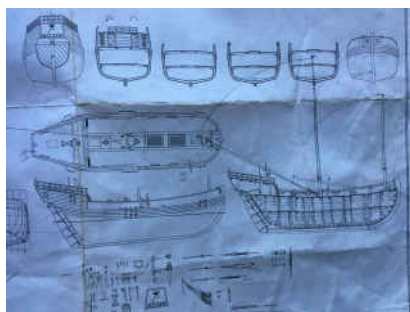


And for anyone not confident of their workspace, the Editor offers up Picture 9 of his example of chaos. **Thank you to those who participated in this exercise! If any want to guess who belongs to which work space; contact the Editor at [newsletter@sdshipmodelersguild.org](mailto:newsletter@sdshipmodelersguild.org) and your guess will be posted in the next newsletter without confirmation; after all, anonymous picture submissions!**

## Show and Tell

Virus mitigation protocols have many of us working on projects and, without meetings, the "Show and Tell" part of the newsletter needs a bit of input. A picture or two of a model-in-progress or a completed model can be included in an upcoming newsletter. All skill sets and models, from a first-project kit-build to a scratch-built masterpiece are welcome. **So, take a picture of project(s) and send it along to [newsletter@sdshipmodelersguild.org](mailto:newsletter@sdshipmodelersguild.org) and it can be shown in the newsletter.** Please include a brief description of the model including model name, kit-name or scratch-build, and model scale. If you would like, include some words about the build and that can be included in the newsletter, too. **See the following pages for projects sent to the Editor.**



**Show and Tell continued:**

**Dutch Buss, 1598 by Robert Hewitt.** Robert describes his 1/16" project that he began at last year's San Diego County Fair. Plan #53 is his forth model taken from Ab Hoving's "Dutch Merchant Ships" book & plan set. He tells that he choose this ship for it's unusual shape having a hard chine and a flat cabin over a round tuck stern. Building with Pear bulkheads and Hollywood for planking and decks, he reports the hull planks are .02" thick x .045" wide. Notice the pencil tip in the photo to the far right and the pencil eraser in the photo to the right.



Robert reports another interesting feature of this ship is that the fore and main mast are

hinged at the deck. The main mast sole plate hinge pin is angled about 5 degrees to clear the yard arm of the mizzen mast. The mizzen square sail was set and back winded to steady the ship while anchored during fishing. The plans show four dots on the hinge attachment to the mast, but no indication of the fasteners. There is a bracket opposite the hinge plate with the matching four dots on the hinge plate. This system was abandoned in later years and the mast was stepped on the deck and when fishing, stored on crutches opposite the side where the fishing took place. The three pictures below display how fishing was done on a Buss. Robert entered this Buss in the 2019 Fair and earned a Second Place award from the Maritime Museum of San Diego.



**Mary Rose, a kit build by new Guild member Michael (Mike) Hite.** Mike tells the membership that after touring the museum in Portsmouth, UK, he knew had to build. And building he does!



**Continued next page**

### Mike Hite models continued:

**Mike** reports from his studio on a park in Long Beach, CA that he has restored 4 swap meet/antique store finds in addition to building 7 kit models. He said his favorite build is *Mary Rose* seen on the previous page and that currently he is in the process of



restoring the clipper *Red Jacket* seen in the pictures to the left and right. The model has a solid hull and has an overall length of 34". **Mike** believes the model is old evidenced by the rotten state of all her rigging and fittings. Currently, he is working on tying the rat lines.



**Mike** had a question for the Guild. He is asking from this photo of *Red Jacket's* deck planking, can anybody tell him how this decking was made? He reports the planks do not appear to be



separate strips of wood, yet there is a groove between each plank and it is hard for him to imagine that the planks are individual strips of wood. **Mike** was advised it appears the deck was constructed from a single sheet that may or may not have been pre-grooved though the "weathered" appearance of the deck might enhance the final restoration. Anybody that would like to provide some input to **Mike** can find his email address on the Guild website in the *Sea Locker* or just contact a Guild Officer.



From Wikipedia, USS *ENGLAND* off San Francisco, 9 February 1944

### USS *ENGLAND* (DE 635) by Frank Dengler

#### 1. Ship's History

a. **Type/Class:** Destroyer Escort / BUCKLEY (DE 51)

b. **Namesake:** Ensign John Charles England, USNR. He was born 11 Dec 20 in Harris, MO. He graduated from Alhambra, CA High School in 1938 and Pasadena City College, Pasadena, CA in 1940. He attended Naval Reserve Midshipman's School, New York, NY and was commissioned 6 Jun 41. After completing Naval Radio School, Norton

Heights, CT, **ENS England**, pictured here to the right, was assigned to the battleship USS *OKLAHOMA* (BB 37) 3 Sep 41. He was awaiting the arrival of his wife and three-week-old daughter in Hawaii when Japanese aircraft and midget submarines struck naval forces at Pearl Harbor 7 December 1941. Hit by several torpedoes, *OKLAHOMA* capsized. **ENS England** made 3 trips helping men out of the ship, but didn't return from his 4th attempt; he was 1 of 429 crew lost aboard *OKLAHOMA*. Seventy five (75) years after the attack, his remains were identified and buried in Colorado Springs, CO near those of his parents.





**USS ENGLAND (DE 635) Ships History continued:**

- c. **Shipbuilder & Location:** Bethlehem Steel Shipbuilding Corporation, San Francisco, CA
- d. **Date Commissioned/In-Service:** 10 December 1943
- e. **Characteristics:** Displacement: 1,740 tons, Length: 306 ft, Beam: 36.75 ft, Draft: 10.5 ft, Propulsion: 2 x Bureau Express D type boilers, 2 x General Electric turbines, 12,000 shp, 2 screws, 1 rudder, speed 24 kts, Armament: 3 x Mark 22 3"/50, 1 x Mark 2 1.1"/75 quad, 10 x Mark 4 20mm/70 gun mounts, 1 x Mark 15 triple mount for 21" torpedoes, 1 x Mark 10 Hedgehog Spigot Mortar (24 65 lb contact fused depth charges thrown ≈250-280 yds ahead), 8 x Mark 6 Depth Charge Mortars or "K-guns" (300 lb hydrostatically fused depth charges thrown ≈60-90 yds to the side), 2 x Mark 9 Depth Charge Tracks (600 lb hydrostatically fused depth charges dropped astern), Sonar: QGB, Radar: SA Air Search, SL Surface Search, Crew: ≈15 officers, ≈200 enlisted.

f. **Operations:**

In Feb - Mar 1944 *ENGLAND* steamed to Espiritu Santo, New Hebrides Islands (now Vanuatu) via Pearl Harbor, HI, Funafuti Atoll, Tuvalu Islands, and Guadalcanal, Solomon Islands. *ENGLAND* escorted convoys between Espiritu Santo, Guadalcanal, Nouméa, New Caledonia, and the Marshall Islands in the Southwestern Pacific.

On 13 May 44 U. S. Navy intelligence analysts decrypted a message indicating the Japanese submarine I-16 would deliver rice to troops at Buin on the SE end of Bougainville Island in the Northern Solomons (now Papua New Guinea). *ENGLAND*, *GEORGE* (DE 697), and *RABY* (DE 698) departed Tulagi, under CDR Hamilton Haines, USN, Commander Escort Division 39, to intercept I-16. *ENGLAND* detected I-16 **18 May 44**, hit it on its 2<sup>nd</sup> and 5<sup>th</sup> Hedgehog mortar attacks, and sank it at 5° 10'S/158° 29'E.

On 21 May 44, U. S. Navy intelligence analysts decrypted a message indicating Japanese RADM Noboru Owada, IJN, Commander Submarine Squadron 7, was deploying submarines at 30 nm intervals from 01° 30'N/150° 30'E to 00° 30'N/148° 30'E, north of New Guinea, to intercept U. S. aircraft carriers approaching from 135°T. *ENGLAND*, *GEORGE*, and *RABY* were sent to engage them.

*GEORGE* detected the submarine RO-106 with radar on the mid-watch **22 May 44**. It dove and *GEORGE*'s Hedgehog attack missed. *ENGLAND* sank RO-106 with its 2<sup>nd</sup> Hedgehog attack.

*RABY* detected RO-104 with radar at 0600 **23 May 44**. It dove and *RABY* made four Hedgehog attacks. *GEORGE* made five Hedgehog attacks. By 0810 none of these attacks had scored at hit. *ENGLAND* missed with one Hedgehog attack but scored 10 or 12 hits with a 2nd Hedgehog attack and RO-104 went down.

At 0120 **24 May 44** *GEORGE* detected RO-116 on radar. The submarine dove and *ENGLAND* destroyed it with its initial Hedgehog attack at 0214.

Escort carrier *HOGGATT BAY* (CVE 75) with destroyers *HAZELWOOD* (DD 531), *HEERMANN* (DD 532), *HOEL* (DD 533), and *Mc CORD* (DD 534) arrived 26 May 44 to relieve the DEs so they could get fuel, stores, and ammunition. While headed for Manus Island, Admiralty Islands at 2303 **26 May 44**, *RABY*'s radar detected RO-108. *ENGLAND* scored four to six Hedgehog hits on its first attack.


Starboard Quarter View of USS *ENGLAND* (DE 635) 9 Feb 44, era and configuration which the model depicts



### USS *ENGLAND* (DE 635) Ships Operations and History continued:

Replenished at Manus, *ENGLAND*, *GEORGE*, *RABY*, and *SPANGLER* (DE 696) got underway 28 May 44 to rejoin the hunt. *HAZELWOOD*'s radar detected RO-105 at 0156 30 May 44, but *HAZELWOOD*'s depth charge attack missed. *GEORGE*, *RABY*, and *HAZELWOOD* made 16 attacks over the next 25 hours but made no hits. *GEORGE* and *RABY* detected RO-105 when it came up for air at 0310 on **31 May 44**, but the skillfully conned submarine maneuvered between the two destroyer escorts before submerging so neither DE could fire without risking hits on the other. When RO-105 dove *GEORGE*, *RABY*, and *SPANGLER* each made attacks on the submarine, but they all missed. **Finally the frustrated CDR Haines radioed, "Oh, hell! Go ahead, *ENGLAND*,"** and *ENGLAND* proceeded to score 6 to 10 Hedgehog hits, sinking the elusive RO-105.

***ENGLAND*'s destruction of 6 submarines, for which the ship received a Presidential Unit Citation (PUC), was never equaled.** The only other DEs to receive PUCs for individual ship actions in World War II were USS *FROST* (DE 144) that participated in sinking 5 German U-boats and USS *BRONSTEIN* (DE 189) that participated in the sinking of 4 German U-boats. Their anti-submarine actions occurred over greater time periods than *ENGLAND*'s. **The Chief of Naval Operations, Admiral Ernest J. King, USN, was so impressed he pledged, "There'll always be an *ENGLAND* in the United States Navy."** Although the guided missile cruiser USS *ENGLAND* (CG 22) served from 7 Dec 63 to 21 Jan 94, there is currently no ship honoring ENS John C. England, USNR, and DE 635 in the U. S. Fleet. **A recommendation was submitted to the Acting Secretary of the Navy that one of the DDG-51 Class destroyers that is pending construction be named *ENGLAND*.**



Naval History and Heritage Command Japanese Submarine Casualties in World War II			
Date	Submarine	Credited	Position
9 May 44	I-16 (CO Takeuchi)	ENGLAND	05-10 S, 158-17 E
22 May 44	RO-106 (CO Uda)	ENGLAND	01-40 N, 150-31 E
23 May 44	RO-104 (CO Izubuchi)	ENGLAND	01-26 N, 149-20 E
23 May 44	RO-116 (CO Okabe)	ENGLAND	00-53 N, 149-14 E
26 May 44	RO-108 (CO Obari)	ENGLAND	00-32 S, 148-35 E
31 May 44	RO-105 (CO Inoue)	ENGLAND <sup>(1)</sup>	00-47 N, 149-56 E
<sup>(1)</sup> Assisted by <i>GEORGE</i> (DE-697), <i>RABY</i> (DE-698), <i>HAZELWOOD</i> (DD-531) & <i>MCCORD</i> (DD-534)			



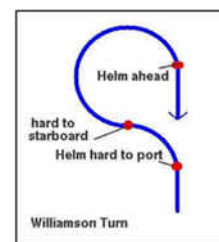
Figure 1 Left to Right– “Anti-Submarine Warrior in the Pacific”, Japanese Submarines Sunk by *ENGLAND*, LCDR John A. Williamson, USNR

### The story of LCDR John Alexander Williamson, USNR

As indicated in his book, “Antisubmarine Warrior in the Pacific”, LCDR John A. Williamson, USNR, of Birmingham, AL, served aboard the destroyer USS *LIVERMORE* (DD 429) in the Atlantic starting in March 41. After a brief stint on armed guard duty aboard merchant ships, he reported to the Submarine Chaser Training Center (SCTC), Miami, FL in April 42. There, although he would have preferred service in a combatant, he gained experience conducting attacks against real and simulated submarines enabling him to anticipate and lead submarine evasive maneuvers when serving as *ENGLAND*'s Executive Officer conning the ship through 6 successful anti-submarine attacks. He became *ENGLAND*'s Commanding Officer in August 1944.

### USS ENGLAND (DE 635) Ships History continued:

During his time at SCTC, also originated the “Williamson Turn” that is still used to recover people who have fallen overboard. As depicted in the graphic, the “Williamson Turn” involves: (1) Dropping a life preserver and, if available, a float light &/or buoyant smoke grenade, (2) Turning with full rudder towards the side from which the person fell overboard, (3) When the ship’s heading reaches 60° from the original course, shifting the rudder to full over in the opposite direction, (4) When the ship’s heading is within 20° of the reciprocal of the original course, putting the rudder amidships to retrace the original course looking for the person overboard.



After the intense anti-submarine operations in May 44, *ENGLAND* resumed escort duties in the Southwest Pacific. Following a 24 Sep to 15 Oct 44 trip to Sydney, Australia, *ENGLAND*’s convoys began working farther north to include destinations in Hollandia, on the northern coast of New Guinea, Leyte, Philippine Islands, and Ulithi Atoll, in the Caroline Islands east of the Philippines. *ENGLAND* departed Ulithi 23 Mar 45 for the invasion of Okinawa. *ENGLAND* shot down a Mitsubishi G4M “Betty” bomber 28 Apr 45. On 9 May 45, while patrolling a station north of Kerama Retto about 20 mi southwest of Okinawa, *ENGLAND* was attacked by three Aichi Type 99 “Val” dive bombers. Despite the ship’s anti-aircraft fire, one hit *ENGLAND*’s starboard side below the bridge. The explosion and fire killed 37 crewmen and wounded 25 more. Damage control kept the ship afloat, but it was badly damaged and had to be towed to Kerama Retto. Repairs effected there and by USS *DIXIE* (AD 14) in the Philippines enabled *ENGLAND* to steam to Philadelphia, PA via Pearl Harbor, HI and San Diego, CA. No one in route did much to acknowledge *ENGLAND*’s accomplishments and losses.

g. **Fate:** On 16 Jul 45 *ENGLAND* arrived at the Philadelphia Naval Shipyard (PNSY) for battle damage repair and conversion to a high speed transport (APD 41) for the invasion of Japan. This conversion was canceled when Japan surrendered 2 Sep 45. *ENGLAND* was decommissioned 15 Oct 45 at PNSY. On 26 Nov 46 *ENGLAND* was sold to Northern Metals Corporation, Philadelphia, PA for scrap.

h. **Awards:** Combat Action Ribbon, Presidential Unit Citation, American Campaign Medal, Asiatic-Pacific Campaign Medal with 10 Battle Stars, World War II Victory Medal, Philippine Liberation Ribbon

Figure 2 (repeated from page 9): Starboard Quarter View of USS *ENGLAND* (DE 635) 9 Feb 44



Research to maintain historical accuracy of model is reflected in the notes to this view of *ENGLAND*. **For brevity; some of the following notes, particularly notes on paint measures have been edited. For the complete write up, visit the San Diego Ship Modelers Guild Build Gallery at [sdshipmodelersguild.org](http://sdshipmodelersguild.org)**

**Note (1)** The starboard quarter life-raft was “round ended” rather than rectangular like the ship’s other life-rafts, possibly because it was recycled, like the triple torpedo tubes, from World War I era WICKES/ CLEMSON Class destroyers.

**Note (2)** Some sources indicate *ENGLAND* had a twin 40mm gun mount, but this photo and others clearly show a 1.1”/75 quad gun mount was actually installed in a tub on the 01 level aft.



**USS ENGLAND (DE 635) Ships History continued:**

**Figure 2 : Starboard Quarter View of USS ENGLAND (DE 635) 9 Feb 44**

**Note (3)** The 9 Feb 44 photo indicates ENGLAND was painted in Measure 21 Camouflage, with 5N Navy Blue/Gray vertical surfaces and darker 20B Deck Blue/Gray. Other camouflage options involved contrasting colors or lighter gray.



**Note (4)** The letters “DE” were painted before hull numbers to differentiate destroyer escorts from destroyers. However, “DE” was deleted after ships were in service as indicated in the photo of ENGLAND at <http://www.navsource.org/archives/06/images/635/0663502.jpg>. Although hull numbers were typically painted aft of screw guards on destroyers, they weren’t normally painted aft on DEs. Press transfer “Woodland® 45° USA Gothic White Letters, MG740” at <https://woodlandscenics.woodlandscenics.com/show/item/MG740> and “Woodland® 45° USA Gothic White Numbers, MG747” at <https://woodlandscenics.woodlandscenics.com/show/item/MG747> are both available in 1/16", 3/32", 1/8", 3/16", 1/4", 5/16" heights and were used to make the DE635 hull markings on the model.



**Figure 4: Port Beam View of USS ENGLAND (DE 635) 9 Feb 44**

**Note (5)** Although diagonal lines above crew members on the fantail could be 20mm gun barrels, the men prevent visual confirmation that the thwart ships tub and two 20mm mounts were installed 9 Feb 44.

**Note (6)** According to usndazzle.com *ENGLAND* was painted in Measure 32/16D “Dazzle” Camouflage. On page 182 of his book “Antisubmarine Warrior in the Pacific”, **LCDR Williamson** says, when flying back to his ship from Ulithi in early Jan 45, he realized its multi-color camouflage would attract the attention of Japanese pilots. He therefore had the ship repainted in Measure 21 blue. This probably means *ENGLAND* during her remarkable May 44 anti-submarine operations was painted in multi-color Measure 32 “Dazzle” Camouflage like the picture to the right of USS *GEORGE* (DE 697) in 1944 at Manus Islands in Measure 32/16D from <http://www.navsource.org/archives/06/697.htm>



**Figure 9: Model of ENGLAND Under Construction Circa October 2019**

## 2. Model

a. **Materials:** Revell kit, Gold Medal Models photo etched brass, Shapeways.com 3”/50 and 20mm gun mounts and Hedgehog Anti-Submarine Mortar mount.

## USS ENGLAND (DE 635) Model Materials continued:

Figure 11 – Model USS ENGLAND (DE 635) Starboard Quarter Close-up

**Scratch Built:** Main deck, chocks, bitts, lifeline stanchions, chain pipe covers, 1.1”/75 gun mount, starboard quarter “round ended” life-raft, aft life-raft racks, gun directors, bridge platforms, signal flag bags, bilge keels, aft 20mm gun tub, torpedo tube mount, smoke generators, depth charges, aft floater net rack, optical rangefinder, ready service ammunition lockers, lookout bearing and elevation devices, line reels, hatch aft of Mount 33, cylindrical blower vent 01 level aft of superstructure, SL Surface Search Radar, mast (other than SA Air Search Radar and yardarm antennas which are photo etched)



**Significantly Modified:** 26 ft Motor Whaleboat (MWB), stack (ladder, cap, antenna out-riggers), gun tubs, hull stem, aft Mk 51 Director tub, searchlights, line reels, superstructure doors, ports, ladders, outer deck half bulkheads, davits, and plastic/copper tube mast (later replaced with an aluminum tube and brass wire version).

b. **Scale:** 1:240

c. **Era & Configuration Depicted:** 9 Feb 44

d. **Model Construction Period:** ≈7 months



Figure 8: One Variation of Revell's BUCKLEY Boxes

e. **Techniques:** The Revell kit for USS BUCKLEY (DE 51), also sold as USS BLESSMAN (DE 69) and HMS BLIGH (K467), is a good basic representation of BUCKLEY Class destroyer escorts. These kits originally sold for about \$5, but are currently listed, when available, on eBay.com starting at roughly \$50 plus shipping and on oldmodelkits.com for roughly \$150 plus shipping. The assembled kit shown on the box is nicely painted in Measure 22 camouflage with a 5N blue/gray stripe up to the low point of the main deck sheer to blend with the ocean and Haze Gray above that to blend with an overcast sky. However, the kit's rounded stem hull, lack of a sonar transducer, sloped rather than vertical surfaces to facilitate release from plastic injection molds, and inaccuracies in guns, torpedo tubes, bridge, gun directors, depth charge mortars, MWB, and other parts leave room for improvement.

Figure 12 – Model USS ENGLAND (DE 635) Starboard Bow Close-up

f. **Issues & Solutions:** Lack of display space and desire to inform viewers of ENGLAND's significance required displaying the model in a shadow box lined with a map derived using MS PowerPoint from an illustration in LCDR Williamson's book "Anti-Submarine Warrior in the Pacific", enlarged to 19.5" wide and printed on glossy poster paper at Staples Inc.





### USS ENGLAND (DE 635) Model continued:




And the finished project! The shadow box display map indicates locations of anti-submarine actions, a label with an operational summary, a photo of the ship, the ship's ribbons, and a World War II poster showing sailors loading depth charges on K-guns. Electronic copies of the map are available upon request.

Figure 10 – Model USS ENGLAND (DE 635) Beam View  
(Photos were lightened to show details.)

More Guild Members shared for **Show and Tell**


### Sanpiero, a Venetian cargo and fishing boat by Jim Potts

**Jim** said his daughter brought the kit back from Venice after buying the kit from a vendor there. Though **Jim** does not recall the kit manufacturer it most likely is one of Penzo's series of Venetian Boats at a 1:15 scale that matches his model's 17" length. He now has a Community Build planking project and a longboat build underway as shown in the pictures below.



### “Three projects while serving time in our home prison” by Jon Sanford

Left to Right: Adm Byrd's Antarctica ship *City of New York* restoration, USS *Missouri* mini metal ship, and Community Build Planking Project





More Guild Members shared for **Show and Tell continued:**

### **Last but certainly not least - Royal Barge Circa 1700 by Gary Seaton**

**Gary** shows his finished 2017-2018 Community Build project that he reports he just recently completed and it is a beauty!



In hope sails will be set soon,  
Be Well, Guild!

