



February 2022

NEWSLETTER

VOLUME 50, NO. II

GUILD OFFICERS

Guild Master

[Alex Roel](#)
guildmaster@
sdshipmodelersguild.org

First Mate

[Mike Lonnecker](#)
firstmate@
sdshipmodelersguild.org

Purser

[Jon Sanford](#)
purser@
sdshipmodelersguild.org

Newsletter Editor

[Guy Lawrie](#)
newsletter@
sdshipmodelersguild.org

Log Keeper

[Tom Hairston](#)
logkeeper@
sdshipmodelersguild.org

COMMITTEE CHAIRS

Web Master

[Alex Roel](#)
webmaster@
sdshipmodelersguild.org

Presentations

[Karl Zingheim](#)
presentations@
sdshipmodelersguild.org

Model Shop

[Jon Sanford](#)
modelshop@
sdshipmodelersguild.org

Have a Happy and Healthy Presidents' Day, Guild!

Though building ship models is our hobby, **President George Washington** had other thoughts about building ships when he wrote the following from Mount Vernon in September of 1798 prior to The First Barbary War (1801-1805), the first overseas war fought by the United States. From a letter to Benjamin Stoddert:



Howard Griffus sent along another picture .

“I cannot entertain a doubt, but it will be the policy of this Country to create such a navy as will protect our commerce from the insults and depredations to which it has been subjected of late, and to make it duly respected. To effect this, there must be, as you observe, at least one navy Yard established for building Ships. That this should be under the Eye of the Government, and as near the Centre of the United States as it can be fixed, with equal advantages to the whole of the Community, I think no one will deny.”

Check out [Presidents' Day - History, Date & Holiday - HISTORY](#) for a brief history of Presidents' Day. Many still celebrate the holiday as Washington's Birthday!

“From the Quarterdeck” by the Guild Master

As we temporarily transition back to virtual meetings, I especially want to invite our out-of-state Members to *seize* the opportunity to commune with the Guild as a whole. From Arkansas to Kansas, Washington to Minnesota, we have Members that perhaps have never had the opportunity to attend a Guild Meeting.

In the first century BCE the Roman poet Horace urges us “*Carpe diem*”; in our case, we can modify that to “*Carpe noctem*”...

Fair winds and following seas, **Alex Roel**



The San Diego Ship Modelers Guild is affiliated with and supports the [Maritime Museum of San Diego](#)
1492 N. Harbor Drive, San Diego, CA 92101



GUILD MEMBERS ARE REMINDED TO PLAN ON ATTENDING THE NEXT GUILD MEETING SCHEDULED FOR 8 FEBRUARY 2022 AT 6:00 PM! LOOK TO YOUR EMAIL FOR A MESSAGE WITH MEETING DETAILS AND IF THE MEETING WILL BE AN ONLINE VIRTUAL MEETING (MOST LIKELY) OR AN IN-PERSON MEETING.

11 JANUARY 2022 GUILD MEETING REPORT

Those unable or hesitant to attend a virtual or an in-person meeting are encouraged to send pictures of project(s) or anything of interest you would like to share with the Guild to the Editor at newsletter@sdshipmodelersguild.org so it may be added to the newsletter.

The Guild's January meeting was a virtual meeting held in response to the ongoing COVID resurgence and to help safeguard Guild members. Prior to the meeting, **Guild Master Alex Roel** sent the membership an email informing them that the meeting would be virtual and the procedures used to log onto the online meeting. **Alex** called the meeting to order and greeted the Guild's crew of nine (9) ship modelers included **Mike Lonnecker, Tom Hairston, Guy Lawrie, Don Dressel, Chuck Seiler, Bob McPhail, Don Bienvenue,** and **Randel Davis**. The meeting then moved on to officer reports before **Show & Tell**.

Officer Reports: **First Mate Mike Lonnecker** and **Log Keeper Tom Hairston** had nothing new to report. **Editor Guy Lawrie** also had nothing new to report but spoke to the upcoming Guild officer election scheduled to be held at the March meeting. **Guild Master Alex Roel** is terming out of office after serving two terms of loyal and productive service and **Editor Guy Lawrie** is retiring after six years as the Guild's newsletter editor. Serving the Guild in an officer position holds its own rewards and the search is on for those who are willing to step up to the bar.

As **Guild Master Alex Roel** wrote just one year ago: "With the coming of Spring our annual Guild Elections cannot be far behind. Nominating Chairman (**Alex Roel**) is accepting nominations for the following Officer positions:



Guild Master Purser Newsletter Editor
First Mate Log Keeper

Submit your nominations directly to ([Alex Roel](mailto:alexroel@sdshipmodelersguild.org)), guildmaster@sdshipmodelersguild.org.

Each nominee will be contacted to determine availability for serving our Guild in the coming year. If you are nominated, I urge you to seriously consider how much a contribution of a few hours a month means. Now is the time to step up and ensure our Guild's continued fellowship."

Purser Report: Purser Jon Sanford sent the following banking update:

Beginning Balance on December 13, 2021	\$<redacted>
Ending Balance on January 12, 2022	\$<redacted>

Purser Report continued:

Attention on Deck! Second Call! Purser Jon Sanford reminds the membership that **it is time to collect Guild Membership Dues! Please pay dues as soon as possible and keep the membership current.** Dues remain at \$20.00. Payment can be mailed to: **Jon Sanford**, <redacted>. Please make checks payable to “SDSMG”. **If a member has different contact information than that maintained in the “Sea Locker” on the Guild’s website, sdshipmodelersguild.org, please send new contact information to Jon. If there is trouble with the Sea Locker password, please contact a Guild Officer.**

San Diego County Fair Report: Jon Sanford is reporting the following update but warns that there may be changes later! **Get your model ready to display at the fair and take part in the model contest!**

Fair Theme: "Heroes Reunite"

Dates: Wednesday, June 8th to Monday, July 4th (Fair closed Mondays and Tuesdays, except July 4th)

Times: 11am - 10pm Sunday, Wednesday, Thursday

11am - 11pm Friday, Saturday

Entries Aps Due: April 29th

Booth Setup: Monday, May 16th, 8am

Entry Deliveries: May 24th, 12pm - 8pm

Judging: May 25th, 26th

Award Ceremony: June 6th, 7pm

Entry Pickup: July 6th, 12pm - 8pm

Booth takedown: July 5th

Jon noted that the fair representative had reported the fair is being organized from "scratch" since past experienced fair personnel have found other jobs or moved on to other interests. The fair is in a massive hiring mode right now, but finding qualified, experienced people may prove to be a problem. Also, fair personnel did not want to talk about it, but COVID may become a concern as the fair approaches. As **Jon** concludes, “We'll see!”.

End of Officer Reports

Show and Tell

Though unable to connect to the meeting, **Karl Zingheim** offers the following information about the Western Naval History Association’s upcoming **2022 WNHA Symposium**. The symposium is currently scheduled as both a live and virtual event from the USS *Midway* Museum located in San Diego. The event is on February 19 and 20 with further information on the presentations and event registration found at www.wnha.net, [Home | Western Naval History Association \(wnha.net\)](http://www.wnha.net). The Editor can report that in years past, the symposium has been very interesting and informative with a broad range of topics being presented. **This year’s Keynote Speaker: The Honorable John F. Lehman, former-Secretary of the Navy.**

An internet picture of USS *Midway* (CV-41) underway



Karl Zingheim continued:

Karl, in addition to being an accomplished modeler and a well regarded Guild member, is the *Midway* Museum Ship Historian. He has alerted the Guild that the U.S. Navy is celebrating in 2022, “100 Years of U.S. Navy Aircraft Carriers”. Further information can be found at aircraftcarrier100.com/, [Aircraft Carrier 100 – Celebrate America's aircraft carriers and personnel that have formed the most powerful at-sea platform for force projection and diplomacy that the world has ever seen](#). When exploring the hanger deck of the USS *Midway* Museum, one might find a very large display case with a model of USS *Gerald R. Ford* (CVN-78) and USS *Langley* (CV-1). Well, it just so happens the builder of the fine model of *Langley* is none other than **Karl**, who tells that the model is completely scratch built. Take a look at the following pictures and notice the scale of the model in the pictures compared to the folks behind the display. There is a bit of glare on the pictures but this is an impressive display and well worth a visit to the *Midway*.



Various by Jon Sanford Jon was unable to attend the monthly meeting but in addition to later sending along a Purser Report and Fair Update, he was able to offer the following pictures of the scene at the Maritime Museum’s Model Shop.



Left - **Jay MacMaster** made a donation of a drum thickness sander to the Model Shop for the use by Guild Members. Thanks, **Jay!**

Right - **Jon** is building a ship’s boat for a project and constructing a canon carriage in walnut to replace the carriage that came with the canon kit.



Various by Jon Sanford continued:




Jon is working on a gift from a family member in the Model Shop of the *Mary Rose*, a carrack-type warship of the English Tudor navy of King Henry VIII. He called it a fun little build in plastic that he has been enjoying.



Also seen in the Model Shop, some might recognize the picture found in the Nautical Research Guild's 2022 calendar. This is a picture of **Alex Roel's** remarkable version of the Guild's Community Build of the NRG's "18th-Century Merchantman Half-Hull Planking Kit" designed to teach planking skills. Go to thenrg.org, [18th-Century Merchantman Half-Hull Planking Kit – Nautical Research Guild \(thenrgstore.org\)](http://18th-Century Merchantman Half-Hull Planking Kit – Nautical Research Guild (thenrgstore.org)), to view the kit. Better still, consider becoming a member of the Nautical Research Guild to advance your exposure to the hobby of model ship building!



Speaking of fun little builds, **Alex Roel**, during the meeting, told about building a **Crystal Ship**. He talked about the puzzle not requiring any glue and that the assembly needed to be held together by hand as the masts were inserted into the hull. The masts locked the ship together and **Alex** expressed the difficulty of building the puzzle due to the transparency of the parts. Just another ship that required patience and manual dexterity to complete!



A Sharpie Schooner by James Pitt James, unable to attend the meeting, tells from home about working his model to reflect functioning rigging, rudder, and centerboard with a bait tank next to the centerboard trunk. Dual booms, too.




Show & Tell continued:

A Hanseatic Cog by Chuck Seiler Chuck told during the meeting about working an ongoing project during these times. Let us see his own words with each picture.



Above - PIC1: As I mentioned at the last meeting, the shipyard workers have been on extended hiatus so no work has been done since last displayed. I need to get the yardboss to round up the crew and get restarted.

Right - PIC2: Those of you familiar with my previous posts and my MODEL SHIP WORLD build log know I actually started 2 different cogs. One made of cardboard (Cardydog) and one made of wood (Woodydog). One of the issues I had with the original Cardydog was that the kit used built up card laminations to simulate the thru-beams. They were to be applied on the squares shown on the model. Unless done PERFECTLY, they looked like crap. I decided I wanted to use an actual beam thru the hull.




Above - PIC3: One problem-at the point I made this decision, the ship was decked over and I was not sure where the bulkheads were. Solution: Compare the **undecked Woodydog** to the **decked Cardydog** to determine bulkhead location and proceed accordingly.



Left - PIC4: Locating the bulkheads vis-à-vis the marks on the hull.


Right - PIC5: Marking the approximate locations. I used this to make the holes in Cardydog to insert the beams (not shown). I ended up having to practice making the holes to avoid oversized holes. This was made more difficult due to the angle of the hull at that point.



PIC6: "Beams" installed portside Woodydog. As you can see, not all beams went all the way across on the model.



A Hanseatic Cog by Chuck Seiler continued:




Left - PIC6: "Beams" installed portside Woodydog. As you can see, not all beams went all the way across on the model.





Right - PIC7: Installation complete. Holes perfect.

Yacht *America* (1851) by Randel Davis, a BlueJacket kit Randel spoke at the meeting about spending time in San Diego from his home in Arizona and how he enjoys helping out in the Model Shop and around the Maritime Museum. Besides holding a medical degree, he told us about holding an advanced degree in Marine Archeology and his continued interest in that field bringing him to the Guild. This model of *America* that was found in the Model Shop is **Randel's** first modeling effort. The Guild is looking forward to hearing more from **Randel** as time moves on.




HMS *Bounty*, also known as HM Armed Vessel *Bounty*, 1:66 Mamoli kit by Don Bienvenue Last year, **Don** reported his build needed a rebuild from the wale up and at the meeting he provided an update. He reported making progress on bow detail, canons, swivel guns, and stern detail. He writes, "As for the guns, I can show photos of the 4 cannons, but most of the swivel guns were knocked off when I was working on other things on the hull. A word to the wise, save installing swivel guns until near the end of construction!"




Show & Tell continued:

Not to put aside the challenge of building a Crystal Ship, **Don Bienvenue** offered an update on his match stick build of the **Eiffel Tower** when asked about it at the meeting. First reported on last year, he said then, “The model is made of supplied matchsticks. Also included in the kit is a cutter, a board to do the work on, a sheet of acetate to glue the



design on, a set of plastic tweezers, and the set of patterns for each sheet.” He also said then that constructing just one side of the base structure pictured here took about 7 hours. Yipes, and now another level begins!



Models by Don Dressel At the meeting, **Don** spoke about progress he was making on his beautiful scratch built 1:48 model of **HMS *Roe-Buck* (1774)**. When asked about ships he built when growing into the hobby long ago, he offered a couple other pictures, too!



Left - the ***Friesland***, a Dutch ship-of-the-line, that he built in 1985 in its case at his home.

Right - The ***Robert E. Lee*** which he built in 2017. A Mississippi River boat based partly on a museum model along the river itself. **NOT** a sailing ship. **Don** reports that this model is also in a case at his home.






Don sent these two photos of the items he talked about at the meeting - the stern of the ***Roe-Buck*** and the steering wheels he is building for the ship. He said he had a friend in Utah who helped with carvings for the stern and that the detail for the wheels took time and patience to complete. Indeed!




Show & Tell continued:

Californian by Tom Hairston Tom told the Guild at the meeting that he was working on installing sails on his scratch build model of the Maritime Museum's *Californian*. Here are pictures of her first sail, then two sails, and a third sail leaves the jibs to do. The last picture shows his method to make rings.






HMS Beagle by Mike Hite Mike sent along a note saying he has abandoned his *Black Pearl* of dubious manufacture to begin building a model of the Cherokee-Class 10-Gun Brig-Sloop ship that carried Charles Darwin. Mike tells, "that I bought the kit from a Guild member and it is not on the black list...Ah a breath of fresh air." Build on, Mike!



Show & Tell continued:**HMS *Agamemnon* (1781) by Robert Hewitt, Scale 1:480 (1 inch = 40 feet), Scratch built.**

Robert is sharing a model that he first showed in 2011. The March 2011 Guild newsletter found in the archives of the Guild's website holds a fascinating story of *Agamemnon* battling French frigates while under the command of the future **Lord Nelson**. Go to [SDSMG201103rc.pdf \(sdshipmodelersguild.org\)](https://www.sdshipmodelersguild.org/SDSMG201103rc.pdf) for an exciting story of the engagement and a detailed description of **Robert's** remarkable build. Suffice it to say here, copied from Wikipedia, "HMS *Agamemnon* was a 64-gun third-rate ship of the line of the British Royal Navy. She saw service in the American Revolutionary War, French Revolutionary and Napoleonic Wars, and fought in many of the major naval battles of those conflicts. She is remembered as being **Nelson's** favorite ship, and was named after the mythical ancient Greek king Agamemnon, being the first ship of the Royal Navy to bear the name." **Robert's** pictures follow:

Hull Construction**Grates, Railings, & Ladders****Decks Completed****Ready for Rigging**

**Join the Guild Meeting
February 8! Participate!**

THE END

