



December 2022 NEWSLETTER VOLUME 50, NO. XII

GUILD OFFICERS

Guild Master

[Guy Lawrie](#)
guildmaster@
sdshipmodelersguild.org

First Mate

[Tom Hairston](#)
firstmate@
sdshipmodelersguild.org

Purser

[Jon Sanford](#)
purser@
sdshipmodelersguild.org

Newsletter Editor

[Karl Zingheim](#)
<redacted>

Log Keeper

[Doug Yumoto](#)
logkeeper@
sdshipmodelersguild.org

COMMITTEE CHAIRS

Web Master

[Alex Roel](#)
webmaster@
sdshipmodelersguild.org

Presentations

[Karl Zingheim](#)
presentations@
sdshipmodelersguild.org

Model Shop

[Jon Sanford](#)
modelshop@
sdshipmodelersguild.org

It Seems It Never Rains



The meeting was called to order with members **Paco Arenosa, Michael Dennigan** (and his fiancée, Sara), **Tom Hairston, Steve Miller, James Pitt, Alex Roel, Jon Sanford, Chuck Seiler, Chris Sullivan, John Walsh, Doug Yumoto**, and Powder Monkey **Karl Zingheim**. The weather was rather turbulent that day, so relatively few models were risked, but the member turnout was appreciated. A spirited discussion on options for a Christmas celebration ensued after Tom started the session. In the end, a commitment to enjoy the season in a moderate way was decided, though further planning would have to be done on the run after Guildmaster Guy came back into battery. After a rehearsal for the Jon’s Oar Decorating Contest (see more below), Tom kindly distributed the ship’s plans from the list he circulated during the previous meeting.



The San Diego Ship Modelers Guild is affiliated with and supports the
Maritime Museum of San Diego
1492 N. Harbor Drive, San Diego, CA 92101



From the Quarterdeck by the Guild Master

Greetings, Guild! Happy Holidays to all! Planning is underway to recognize and celebrate the holidays at the December 13th Guild meeting. Further details will be coming so, watch for an email! Whatever is decided, it will be sure to float your boat. Plan on joining the fun at 6:00PM or even a bit earlier for social time with your fellow ship modelers



at the Maritime Museum aboard the steam ferry *Berkeley*. Remember, it will be dark early and the chilly Fall weather is in full effect. Dress for the chill!

Be well in calm seas with a fair wind...

Guy Lawrie



Alex Roel Receives Matthews Award



Guildmaster emeritus Alex Roel receives congratulations from First Mate Tom Hairston for being a recipient of the Commander John C. Matthews award of exceptional service to the Guild. Founded in 2002 in memory of John “Chris” Matthews, this award is dedicated to the recognition of individual members who have devoted exceptional and continual service to the Guild. Although a relatively new member, Alex has already contributed immeasurably to the organization with his website skills, and in leading the Guild through challenging times during the recent COVID crisis, including introducing the now-standard virtual officer’s call meeting system. We all look forward to Alex’s future endeavors on behalf of ship modelling in San Diego!

Oar Contest Preview

Several potential contestants brought their oars in for the preshow, and they surely exhibited the most extraordinary takes on this most elemental of nautical implements. Ranging from a double-ended kayak conversion to bejeweled and engraved oars, to tiny fancywork to a tiny, tiny admiralty model, our Guild artisans really know how to dip their oars into the sea of creativity! Tune in next month for the contest finale!





Michael presents his fiancée Sara to the Guild.



Alex demonstrates how he rolls his own tiparillos.

Everyone got a kick out of the Powder Monkey's classic blue-paint-bucket-over-the-door prank.




“Honestly, can you find another pink oar for a better price?”

“Actually, on odd-numbered months, the coffee is passed to the left.”



This Month's SDSMG Crossword




Across

2. Dead fowl species
 7. Nose nipper
 10. USO show's "hope"
 12. Street snitch (abbrev.)
 13. Santa's entry point
 15. Type of logarithm
 17. Blood to Francois
 18. Xmas cop film ___ *Confidential* (abbrev.)
 19. Xmas thief
 22. Chocolatey drink brand first name
 24. Exclamatory name on Fokker D.VII
 25. Cupid's sleigh partner
 28. Rudolph's girlfriend's type
 46. Pearl Harbor oiler

Down

1. City jail complex
 2. Signal sourcing
 3. Discriminating conjunction
 4. Sawbones
 5. Safety Agcy.
 6. "The First ___"
 7. Xmas bell song
 8. Pottery heater
 9. Dickens character
 10. A-6 Pilot partner
 11. "Grandma Got ___"
 14. Magnesia initials
 16. Starship reg. code
 20. Popular block-chain
 21. Xmas caper film
 23. Epic song
 26. Top Medal
 27. Cosmic balloon
 30. "Let ___"
 31. "___ My Baby...+"
 34. 52 to Brutus
 35. Rudolph's red organ
 39. Oshkosh airshow
 40. Specialist nurse
 41. Santa's call
 42. Amazed
 44. Gasoline boat
 47. Example given

Last Month's Puzzle




BUILD LOG (CONTINUED)



All manner of deck furnishings and the basic bridge work are placed topside.

BUILD LOG (CONTINUED)



All too often, older plastic kits are too sparse on details, thereby deviating from the appearance of the actual ship. In this case, Don resorted to details from a wooden kit of the Vespucci, and referred to photos of the real ship. These new items included the shields which support fire hose stations, portholes, and doors. Note how Don's treatment of the plastic deck grain strongly resembles wood.

BUILD LOG (CONTINUED)



Another view of the added detail Don installed on the deck houses.

BUILD LOG (CONTINUED)




In this view, we see the arrangement of forecastle equipment, including a pair of saluting batteries, and anchor handling gear.

Show & Tell



Steve Miller presents his take on a classic build: the Revell 1:535 USS Missouri. Due to its early plastic kit vintage, Steve installed 1:700 props and shafts, and finished the model in a Measure 22 camouflage rendering. To detail the model, Steve resorted to stretched sprue for the rigging.



Karl Zingheim brought in the Bluejacket Shipcrafter's kit of a four-stack destroyer in 1:96 scale.

A multi-media kit, this product features wood, photo etch brass, and cast metal parts.



Karl plans on using the kit as a pattern reference for a variety of other scratchbuilds of the famous ship type in various scales for future projects.