



April 2023 NEWSLETTER VOL. 51, NO. IV

**GUILD OFFICERS**

**Guild Master**

[John Walsh](#)  
guildmaster@  
sdshipmodelersguild.org

**First Mate**

[Tom Hairston](#)  
firstmate@  
sdshipmodelersguild.org

**Purser**

[Jon Sanford](#)  
purser@  
sdshipmodelersguild.org

**Newsletter Editor**

[Karl Zingheim](#)  
/redacted/

**Log Keeper**

[Isaac Wills](#)  
logkeeper@  
sdshipmodelersguild.org

**COMMITTEE CHAIRS**

**Web Master**

[Alex Roel](#)  
webmaster@  
sdshipmodelersguild.org

**Presentations**

[Karl Zingheim](#)  
presentations@  
sdshipmodelersguild.org

**Model Shop**

[Jon Sanford](#)  
modelshop@  
sdshipmodelersguild.org

**Happy St. Patrick's Day!**



A blustery and rainy evening greeted Guild members **Paco Arenosa, Art Arroyo, Frank Dengler, Tom Hairston, Guy Lawrie, Jay McMaster, James Pitt, Alex Roel, Jon Sanford, Chuck Seiler, Chris Sullivan, John Walsh, Isaac Wills, Doug Yumoto,** and Powder Monkey **Karl Zingheim** for this “winter for the books” in San Diego. On a brighter note, the Guild welcomed **Zander Fettel** as a new member *and* modeler! The Guild elections concluded with John Walsh elected as the new Guild Master, Isaac Wills as Logkeeper, and Dark Horse as our new Mare. John thanked outgoing Master Guy Lawrie for his encouragement and said he looked forward to a productive term, starting with making projected presentations by May. With the County Fair fast arriving, Tom Hairston’s mass production of *Star of India* mini kits is nearing completion and now awaits more masts and sheet instructions to arrive. Guy mentioned that having a Guild display at Balboa Park just requires a date, and Isaac suggested one of the free Tuesdays at the Park because of the greater likelihood of locals visiting. Also, beginning in this issue, Webmaster Alex Roel will document the history of the Guild Newsletter!



The San Diego Ship Modelers Guild is affiliated with and supports the Maritime Museum of San Diego  
1492 N. Harbor Drive, San Diego, CA 92101



## From the Quarterdeck by the Guild Master

Ahoy to my fellow guild members!

It's a great honor and pleasure to submit my first "From the Quarterdeck" report and share with you some of my vision for the guild for the upcoming year. But first, an enormous thank you to Guy Lawrie for his service as Guild Master for the last 12 months. His dedication, charisma, and positivity set a high standard which I will work hard to meet!

During his tenure, Guy laid the groundwork for initiatives that would put the guild (and our craft) further out into the world. I want to continue to build on these, especially in regards to making new and prospective members feel easily welcomed into our fold.



We often lose the perspective of how daunting this hobby can be to someone who is interested but doesn't yet know the difference between a halyard and a halibut. Just think of all the questions they have: *What kind of model is best to start with? What tools should I get? Can I even do this when it feels like I need a PhD just to assemble IKEA furniture?*

With this in mind, I want to use some of our meeting time each month to help build resources to bridge the gap from curious greenhand to apprentice shipwright.

For April's meeting, we will begin this endeavor by having everyone bring in one tool that you find invaluable now that you didn't know about when you first started out—but wish that you had! We'll compile this list of tools into a "Cool Tools" feature here in the newsletter, as well as part of an expanded "Getting Started" section on our website.

Additionally, the meeting on April 11 will be the last date to place an order for an official guild shirt in time to receive it before this year's county fair. Short sleeve polos are \$23, and long sleeve tees are \$26. Payment will need to be arranged with James Pitt at the time you submit your order.

That's it for this month's report. See you on the upper deck of the Berkeley on Tuesday, April 11—and don't forget to bring that tool!

Fair winds and following seas,

John Walsh  
Guild Master

## Meet Zander Fettel



Native San Diegan Zander is our newest member and works for the San Diego Maritime Museum. He professes a longtime love of sailing and classic ships, so naturally he is interested in extending his avocation into ship modeling. He looks forward to learning as much about our hobby as we can show him. Welcome aboard, Zander!



## ***Our New Feature: Cool Tools!***



Starting with next month's issue, we will feature an editorial on a tool-of-the-trade that our members swear by to craft their magic in miniature. So, for the **April meeting**, please bring in at least one favored or unique tool or implement you employ in your craft. The compilation of these testimonials at that meeting will be the source for our follow-on monthly feature pieces that inform everyone else what you can achieve with the Cool Tool you present. So, reach into your work stations and grab your tools for the April session. You will be glad you did!

## Come Help Out (and Compete) at the Fair



There are several deadlines to keep in mind for members who wish to either staff the Guild booth at the Fair, and/or compete in the Design In Wood model contest, ship model division. Here is the upcoming schedule:

**April 28th, 7 pm:** model entry deadline, see Purser Jon for details on forms

**May 12th:** booth staffing schedule due; see Purser Jon for the schedule

**May 13th:** Construction Day: set up the booth starting at 10 am

**May 23rd, 12-8 pm:** competition models deliveries begin

**May 24th-25th, 9 am:** Judging

**June 5th, 7 pm:** Awards Ceremony

**July 5th, 10 am:** booth take down, model pick ups

**July 6th, 12-8 pm:** pick up models



## SAN DIEGO SHIP MODELERS GUILD

### *Newsletter Article*

*Monthly Submission*

---

### *From the Web Master*

*by Alex Roel*

As the rain pelts down for the fifth or sixth winter storm in succession I find myself indoors and glancing uncomfortably at a project of mine. No, it's not a nineteenth century whaler or a sporty Chris-Craft model.

A couple years back while working with Jon Sanford in the Model Shop he (slyly, I realize now) showed me four or five large black three-ring binders containing originals of past Guild Newsletters. The historian in me was fascinated, and I spent the next few hours going through each binder in succession, noting as I did so a sinking feeling settling over me: I knew that I wanted to save all of these in digital format and post them on the Guild's website for posterity.

I thought about what this project might entail: taking inventory, finding missing issues, scanning each and every page... and thought, it can't be *that* bad. I did some quick math: several days, maybe a week. I never was very good at math.

I searched about for an easy entry point to the project, so, first things first, I created a new web page for our website named "Newsletter Archive" which can be found here:

[Newsletter Archive](#)

There: I had a blank page with a title and no links to a single Newsletter. However, as a Member in (more or less) good standing for three or four years I *had* saved the digital Newsletters emailed monthly. These I collated, and after redacting personal phone numbers, addresses, and financial sums I proudly posted them on the newly created web page.

This gave me a good start but left a minor gap of some... 45 years of past Newsletters to reclaim. Following a rather time-consuming and confusing inventory of the materials, I found that then-Newsletter Editor Chuck Seiler had started to publish the Newsletter in digital format beginning





## SAN DIEGO SHIP MODELERS GUILD

### *Newsletter Article*

#### *Monthly Submission*

---

Chuck Seiler had started to publish the Newsletter in digital format beginning with the October 2004 issue. I contacted Chuck and he was able to provide me with many of the digital back issues: this gave me a fairly complete set from 2005 to present day (some 18 years or 200+ issues.)

That left me with the years 1971 through 2004 to account for, each issue only published on paper. Back to the black binders. I immediately thought that I would tackle the first year first and get it published on the website as my next step. Curiously, I found that in 1971, the year of the Guild's founding, there was no Newsletter in existence. In fact, the Guild's first Newsletter was not published until May 1978, during the Guild's seventh year (I have since discovered that prior to 1978 there were some 3"x5" cards bearing "news" that were mailed monthly to Members, but have been unsuccessful in finding a surviving example.)

Anyway: roughly 28 years of Newsletters remain to scan and upload. Removing rusty staples, scanning both sides of each page, redacting personal information... 1977, 1978, 1979 and I'm making headway. Slow, slow headway. I must be sailing against the current. Only 25 years to go.

And the rain slashes down.

**Next time:** *I'll share some of the interesting things I've come across in the Newsletters that help tell the story of our Guild's history.*

**Note:** *If you visit the "Newsletter Archive" web page you will see that there are some issues marked as "missing" because they are, well, missing. If you have any of these please let me know I'll make sure they're archived.*



## Paco Makes a Donation



**Paco Arenosa** took the opportunity to donate a work on the Royal Spanish Navy in the American Revolution! Guild Master **John Walsh** was delighted to accept.



# Rocks and Shoals



Our new Guild Master John Walsh relates a hard-learned lesson in his very first wooden ship project, the *Bounty's* jolly boat! In 2019, John got to the side planking and confidently installed them edge to edge, just like deck planks...contrary to what the kit instructions stated. Three years later, John realized his error and began the painstaking process of correcting this boo-boo, but now he had the thwarts parts to work around! Using water to weaken the glue bonds, John carefully prised the old planking off, and then reinstalled new planking the correct way! John continues to learn by doing, and in taking great advice from our experienced members.




**Would you buy a used car from this man?**

**“The fire engine’s ready—where’s the fire?”**



**“Alright, that’s twenty on the dark horse candidate becoming our new mare at five to four odds...”**






**Outgoing Logkeeper Doug Yumoto takes time to relax near James Pitt.**

**Alex Roel signals he is open while Chuck Seiler sits interference.**





**Frank Dengler and new Logkeeper Isaac Wills strike a studious pose for photographer Chris Sullivan.**



**Guy Lawrie shows off his newest acquisition!**




“Don’t look at me...I don’t even *eat* sauerkraut!”

“So, you got to stay as First Mate, but John is taking the helm as Guild Master???”



# This Month's SDSMG Crossword



**Across**

- 1. British submarine tragedy
- 6. Unintentional surfacing
- 12. *Wild Bunch* star
- 13. Artist, to a numerologist
- 14. Large country
- 16. Knights with notable saying
- 17. Shakespeare never resisted this
- 18. Volunteer State
- 19. Submarine inventor
- 22. Salvageable goods
- 24. "At" for Pierre
- 25. Speed
- 29. T-class submarine
- 32. Television submarine
- 34. \_\_\_\_\_ *vadis*
- 36. Pesky chipmunk
- 39. Lost Argentine sub *San* \_\_\_\_\_

- 40. Guadalcanal river
- 41. Pluto demoters (abbrev.)
- 43. "Revolutionary" submariner
- 46. Legal concern
- 47. Manure in Maastricht
- 48. Great bird
- 50. Lost submarine in 1968
- 53. North Pole visiting submarine
- 54. Circumnavigated submarine

**Down**

- 1. "Revolutionary" submarine
- 2. Dawn goddess
- 3. Popular Slavic girl's name
- 4. Suffix
- 5. Captured British submarine
- 7. Common feature in 2023 winter
- 8. River in Japan
- 9. Cleo's bane
- 10. Computer brain (abbrev.)
- 11. Fatal submarine
- 15. Type of leotard
- 16. Submarine from literature
- 20. Latinate feminine article
- 21. Baltic religious revival
- 23. Japanese game
- 26. Submarine tender hull desig.
- 27. Teletype (abbrev.)

- 28. E-2 in naval aviation
- 30. Whip up
- 31. 1939 submarine tragedy
- 32. Video hedgehog
- 33. Cherished
- 37. Singapore art collection
- 38. Napoleon's sub enticer
- 39. Lawyer cred.
- 40. Rubber boat nickname
- 42. Every
- 44. British river
- 45. To sew in Durban
- 49. Okay cool (slang.)
- 51. Outdoor versatility
- 52. Dane money



## Last Month's Puzzle

<sup>1</sup> M	U	<sup>2</sup> T	I	<sup>3</sup> N	<sup>4</sup> Y		<sup>5</sup> W		<sup>6</sup> A	<sup>7</sup> C	R	<sup>8</sup> E
O		O		<sup>9</sup> C	A	<sup>10</sup> L	Y	<sup>11</sup> P	S	O		A
<sup>12</sup> O	<sup>13</sup> M	G		<sup>14</sup> C	N	O		<sup>15</sup> U	T		<sup>16</sup> T	R
<sup>17</sup> G	A	I	<sup>18</sup> L		<sup>19</sup> K	O	<sup>20</sup> N	T	I	<sup>21</sup> K	I	
	Y		<sup>22</sup> T	<sup>23</sup> R	E	N	T	O		<sup>24</sup> O	T	<sup>25</sup> I
<sup>26</sup> U	F	<sup>27</sup> N		<sup>28</sup> E	E		<sup>29</sup> F			<sup>30</sup> A	N	
<sup>31</sup> B	L	O	<sup>32</sup> O	D			<sup>33</sup> F	<sup>34</sup> L	<sup>35</sup> Y	N	N	
	<sup>36</sup> G	A	T	E	<sup>37</sup> S		<sup>38</sup> A		<sup>39</sup> E	E	I	
	<sup>40</sup> W	A	K	E	R	<sup>41</sup> E	D	<sup>42</sup> W	I	T	C	<sup>43</sup> H
<sup>44</sup> W	E		<sup>45</sup> Y	M		D		I				A
<sup>46</sup> A	R	<sup>47</sup> K			<sup>48</sup> P	O	<sup>49</sup> S	E	<sup>50</sup> I	<sup>51</sup> D	O	N
E		<sup>52</sup> T	<sup>53</sup> I	<sup>54</sup> G	E	R	F	I	S	H		
<sup>55</sup> M	I	N	N	O	W		<sup>56</sup> P	E	Q	U	O	D

## BUILD LOG: HELLER AMERIGO VESPUCCI

### BY DON BIENVENUE

Don's ongoing build of the Heller plastic kit *Amerigo Vespucci* is still in the rigging stage. Stay tuned on this bat channel next month for more images on this complex project.





## Show & Tell



Jon Sanford brought in his Amati *La Pinta* after he replaced the kit's basswood with walnut. He finds this kit inferior to the Artsania Latina example. Jon also added a boat to the sparse kit in his four-year build.





**Karl Zingheim showed his in-progress diorama of the first batch of destroyers turned over to the Royal Navy in the famed deal of 1940. The scene represents the destroyers that moored at a jetty in Halifax, Nova Scotia. The kits are all the classic Revell 1:240 four stacker models, extensively updated and customized for each of the actual vessels in this group.**

