



June 2023

NEWSLETTER

VOL. 51, NO. VI

GUILD OFFICERS

Guild Master

[John Walsh](#)

First Mate

[Tom Hairston](#)

Purser

[Jon Sanford](#)

Newsletter Editor

[Karl Zingheim](#)

Log Keeper

[Isaac Wills](#)

COMMITTEE CHAIRS

Web Master

[Alex Roel](#)

Presentations

[Karl Zingheim](#)

Model Shop

[Jon Sanford](#)

Photographer

[Chris Sullivan](#)

Back to the Fair!



Jon Sanford, Jay MacMaster, and Zander Fettel staff our booth on opening day.

The May session saw Guild members **Paco Arenosa, Art Arroyo, Frank Dengler, Don Dressel, Zander Fettel, Grizz, Tom Hairston, Guy Lawrie, Mike Lonnecker, James Pitt, Alex Roel, Jon Sanford, Chuck Seiler, Chris Sullivan, John Walsh, Isaac Wills, Dave Yotter, Doug Yumoto,** and Powder Monkey **Karl Zingheim** gathered aboard the *Berkeley*. Jon reported that there were still 8 or 9 openings to staff the Guild booth at the Del Mar Fair, with several benefits available for participation.

A popular feature of the Fair is the presentation of the famed Mini-*Star* kits of our favorite clipper ship. The last 100 kits were delivered before June, ensuring some 495 kits are available for kids who visit our booth! James brought in enough Guild logo shirts to give our staff a professional uniform look at the Fair. The session also introduced a new item, “Looks at Books” which will become a recurring feature in our newsletter issues. Isaac is constructing a detailed serial presentation on scratch building that will use our new digital equipment for future meetings as well. If anyone else wants to see or display another presentation, ask Isaac or John.



The San Diego Ship Modelers Guild is affiliated with and supports the
Maritime Museum of San Diego
1492 N. Harbor Drive, San Diego, CA 92101



From the Quarterdeck by the Guild Master

Ahoy from the Del Mar Fairgrounds!

At long last, after an entire year of preparation, the 2023 San Diego County Fair has finally begun! I am proud of how we rallied together to build and assemble 595 Mini-Star Kits, fill out our booth assignments for every day of the fair, and get several ship models into the Design In Wood contest. These were all truly guild-wide efforts, and I appreciate each and every one of you who stepped up to make all of this happen!

This summer is going to be a great one for us, and not just because of the fair. Let's take a look ahead to see what's on the horizon!

Last month, Paco Arenosa gave us an amazing lecture and slideshow on the Madrid Naval Museum, and we will continue these kinds of



formal presentations in the coming months with a new series curated by Isaac Wills based around the theme of "So, You Want to Build a Ship From Scratch?" The goal is to weave together lectures, demonstrations, and discussions that will take us through the process and skills employed by scratch builders in such a way that even us kit-building folks can walk away with ideas and inspiration for our current and future projects.

The first presentation will be at the June meeting, led by Isaac himself. Inspired by the guild's procurement of the Lady Washington's complete structural build plans from the late Dr. Brown, this introduction to the series will cover those first steps of a scratch-built project — deciding what kind of model you want to build, and how to use real-life ship plans to get started.

Mike Lonnecker will present the series' second entry at the July meeting, where he will discuss the important subject of project build boards. I'd like to point out that this is happening because Mike took the initiative to come forward with a topic he wanted to contribute. I encourage others to do the same. We want this to truly be a guild-built presentation series. Please contact Isaac or me if you would like to be involved in making this a reality. Whatever the skill, knowledge, or experience you have to share — whether as a scratch- or kit-builder — I promise that there's a place for it somewhere in this series.

Some guild members have already asked for there to be presentations on a few different topics that they are interested in learning more about. The most requested lecture so far has been a comprehensive overview of selecting, purchasing, and working with different wood species. We would love for this to be August's presentation, guild talent availability permitting. Again, contact Isaac or me if you would like to contribute!

So, that's the course we've set for this summer. See you on the upper deck of the Berkeley on Tuesday, June 13, at 6:00 p.m. sharp for the kick-off of our very own scratch-built series!

Fair winds and following seas,

John Walsh

Guild Master



The Top Answers to Frequently Asked Questions at the Del Mar Faire

Sandy Eggo County

by Chuck Seiler

It is time once again for the San Diego County (formerly Del Mar) Fair. Here we are able to set up our booth and wax wise about model shipbuilding to all who wish to wander by. Some of the newer members may be intimidated and may feel they do not have the knowledge for such a daunting task. Never fear! I bring you the answers to the most frequently asked questions we get at the Fair. Take this with you and feel free to use the answer you think most appropriate to the question asked.

1. Yes, I know where the restroom is. From the expression on your face, I'll bet you wish you did too.
2. No, this is NOT made of balsa wood.
3. No this is NOT a pirate ship (unless you are in fact building a pirate ship, then say "yes").
4. Yes it does take patience to build one of these...and desire. STOP TOUCHING THAT!!!!
5. Huh? What's that you say? Loud? The bowl makers are too loud? Sorry, I can't hear you.
6. No kid, I'm SURE its not a pirate ship (unless, of course, it is).
7. I don't know what that is. We think the builder may have been on drugs at the time. (This is describing the mystery project of the year. It changes each year, so I cannot describe it. You will know it when you see it, however.)
8. No, I don't know how they get the ship into the bottle. My job is to EMPTY the bottle. After that, I don't remember much.
9. I don't care if the guys in the bowl booth gave you something. You cannot have Hewitt's model as a sample. STOP TOUCHING THAT!!!
10. Okay! Okay, kid! You're right. It's a pirate ship! A balsa wood, Mississippi river sternwheel steam powered pirate ship! Don't you have some place else you need to be? Hey lady, doesn't he need to go to the restroom or something?

Enjoy the Fair. If you are not working it, drop by and say HI! But don't ask me if it's made of balsa.

Remember

1. Be sure to bring something to work on. It must be 'wood' in nature, since we are in the "Design in Wood" pavilion. Pack it in your car the night before so you don't forget it (like I did one year). If nothing else, be sure to pack a piece of sand paper and something to sand....and bring good stories.
2. Please bring any spare "Model Expo", Micro Mark" or other interesting catalogues for the folks to look at.
3. If you are unable to make it to the Fair any day you are assigned, contact Jon Sanford as soon as you can. so a substitute can be arranged.
4. If using a rotary tool or other high speed device, make sure you bring safety glasses of some sort.
5. Have fun!!!

More Models Saves the Day!



Purser Jon has overseen the Guild's participation with the Del Mar Fair this year, but he had to lament the paltry turnout in competition models for the model division of the Fair's annual competition. With poor participation in competing models, the hazard of no longer having a ship contest, but a wider tournament against all manners of wood crafting instead, could become a reality. Furthermore, other organizations like the San Diego Maritime Museum, may withhold support for future competitions. Therefore, Jon arranged for a special extension to the model submission deadline, and additional finely craft vessels reported to the Fair. Additional models from **Alex Roel, Isaac Wills, and Tom Hairston** therefore joined a trio of contributions from **Jay McMaster** to bolster our reputation in response.


Well done, Jon!

Paco Arenosa Gives Our First New Presentation




At May's meeting, **Paco Arenosa** put our new media equipment to the test with a comprehensive and informative slide show of the unique model collection to be found in Madrid's Naval Museum. The addition of a digital projector and dedicated projection screen (courtesy of **James Pitt**) now permits more frequent and elaborate presentations for the Guild. The Madrid museum is devoted exclusively to the long and colorful history of Spain's Navy, the models contained in the exhibits represent one of the largest model collections of naval vessels in the world, spanning from the Age of Exploration to present times. Thank you for sharing, Paco!

Do You Want to Present to our Guild?



Contact Isaac Wills or Guild Master John Walsh today!

Looks At Books



Our newest feature is “Looks at Books,” a compilation of favored literature from our members that have inspired their passion for model ship crafting. The inaugural offering is from **Mike Lonnecker** and is a complete series of volumes that describe the construction of a sloop-of-war in a step-by-step manner. This extraordinary work also covers the construction of the actual naval sloop *Swan*.

The Cool Tool of the Month



This month's Cool Tool highlight is from **Art Arroyo**: a set of fine files to form shapes and refine the shapes of holes and apertures. Unlike their larger and more familiar brethren from metal and carpenter shops, these smaller versions are optimized for our scaled down pastime. Thank you, Art!

2022 Member of the Year
Jay MacMaster

Member of the Year Recognized



Guild Master John Walsh presented Jay MacMaster with the Member of the Year Award on the first day of the San Diego County Fair

It is our great honor to recognize Jay MacMaster as the guild's 2022 Member of the Year!

Jay was nominated and subsequently voted to receive the Commander John C. Matthews Award by current guild officers and those who served during the prior year.

Jay embodies the two greatest characteristics of our guild: indisputable talent and a forthright willingness to share the knowledge behind that talent. As for the first, there's no denying the quality of a MacMaster build—when it comes to craftsmanship, Jay delivers results that are nothing short of breathtaking. But it's the second that we're really honoring with this award.

Member of the Year Recognized

Anyone who has worked in the booth with Jay during the San Diego County Fair can attest to his legendary ability to solve seemingly any problem that you're having with your build. As if by magic, he has the right tool and the perfect tip to help you push through whatever issue you are struggling with. This advice (and any related tool loan) is always given without contempt, judgement, or superiority. His generosity has benefitted all of us, but especially new members and those just starting out in the hobby.

So, in honor of his service to the guild and our craft, *Jay MacMaster* has now been added to the award plaque displayed in our model shop. Stop by and see it the next time you are on board the steam ferry Berkeley, and be sure to congratulate Jay for his well-deserved commendation!



Mere moments after being presented with the award, Jay was already back to sharing tools, tips, and techniques with Zander Fettel, who is working on his very first ship model.



Jay joins an honored list of distinguished members. Learn more about them on the Awards page of the guild's website.



With summer approaching, John Walsh practices his “Shakespeare in the Park” roles.



“Eric Stratton, Rush Chairman, delighted glad to meet you!”




Guy Lawrie shows his appreciation for the *Berkeley's* stained glass windows.

“Simon says: ‘Look left and touch your head...’”



“...I gotta be me, I just gotta be me...!”

This Month's SDSMG Crossword



Across


- 1. Aussie cruiser lost in Aug '42
- 7. Local airline org.
- 9. Lee Marvin's robot on TV
- 10. Skivvie waver (abbrev.)
- 12. Helped save *Helena* at C. Esperance
- 13. Harwood's ride at River Plate
- 14. Crypto currenct (abbrev.)
- 15. Very rare Hawaii bird species
- 17. Brain seizure control (abbrev.)
- 18. The carriers *Royal*?
- 20. IJN light cruiser
- 21. Our next tech worry?
- 22. Computer electrical gear supplier
- 23. Gained an electron
- 24. CG specialty
- 26. Auntie to Escobar
- 27. Cruiser lost at Emp. Augusta Bay

- 29. Firefighting cruiser *Santa* ____
- 30. Ukrainian pop singer
- 32. Trucker org.
- 33. German first person pronoun
- 34. RNZN corvette
- 35. Unlucky *Leander* member
- 39. RN cruiser lost at Suda Bay
- 40. off-on-off-on-off
- 42. Postwar turret explosion
Cruiser
- 45. Counter rotation

Down

- 1. Exotic baseball bat brand
- 2. Ore digger org.
- 3. 2nd phonetic letter, old style
- 4. Cruiser pounded at River Plate battle
- 5. Postwar 6-in cruiser with DP main guns
- 6. Final Savo battle loss
- 7. Tamil movie star
- 8. Expression of pity
- 11. IJN cruiser at Singapore war's end
- 12. Cruiser shootout in August 1942
- 16. Important personal no.
- 18. Hero feline of Bakers field
- 19. Aloha state
- 24. Finger sound
- 25. Skyraider desig.
- 27. Lucky cruiser __*Diego*
- 28. Summer to Gabrielle
- 29. Fidelis (slang)
- 30. NASNI alt name
- 31. Revenge sinking
for Savo?
- 36. Pueblo language
- 37. Non woke?
- 38. Crevice
- 39. Sudanese shepherd
- 41. Naval Spy org.
- 43. Navy historian initials
- 44. Bum wipe (abbrev.)

Last Month's Puzzle



BUILD LOG: HELLER AMERIGO VESPUCCI

BY DON BIENVENUE

Don's ongoing build of the Heller plastic kit *Amerigo Vespucci* has now progressed further in the rigging stage. Don started with the standing rigging, but because the model is made from plastic, putting a strain on masts and spars is tricky because of the tremendous give plastic offers compared to wood, even when working to offset from the opposite side. Don reported that using the rat-line jig supplied in the kit may have been a better choice than building them *in situ* on the model. Next, Don will move on to the running rigging.



Amerigo Vespucci Build Log: Standing Rigging



Show & Tell



Don Dressel returned to his magnificent *Roe-Buck* project. He intended to build up to the lower masts, but admits he might go full rig. With the figurehead matter settled, Don is facing down the challenge of completing a good bow. His fore and main masts feature wooddings, but mizzens do not require them. Boxwood, pink ivory, ebony, cherry, holly, maple, and lemon wood contributed to the construction, with no paint!





Guy Lawrie brought over his *San Salvador* demonstration model. A docent for Torrey Pines Park, Guy intends to ultimately use this model to help with his description of how that part of San Diego was discovered and initially named in the Age of Exploration. At this stage, the hull displays more detailing and there is a foundational sailing rig. With the summer season fast arriving, the model will be in for a workout!



Jon Sanford is renowned for his repair and restoration skills with older models, and for this project, he started with just the hull from a Hobby Kit product. He built the super-structure and paddleboxes from scratch, with no plans! This 1:76 scale model is based on the British Channel steamer *Lady Jane* from the late 19th century. Although this project featured many challenges, Jon observed that finding suitable pipe & globe railings was the biggest!



Show & Tell

Chris Sullivan brought in his 1/700 *Hatsuzakura*, a war-time convoy escort with emphasized anti-aircraft armament. A Pitroad product, this kit features that company's excellent moldings. Chris started this kit while still stationed in Japan, but he ultimately completed it at his newer homes in Coronado and Sorrento Valley. The markings depict the ship's appearance while transporting the Japanese surrender delegation in Tokyo Bay.





Karl Zingheim brought in the latest examples of alternative materials in ship modeling. 3D printing is an immense breakthrough in miniature fabrication, as the complete 1:144 gun mount and 1:72 crew figure attest. The hull is from a model railroad kit of a freighter, cast from polyurethane resin. These are wonderful times for modeling!

