



APRIL 2026 32°43'N 117°10'W Vol LIV, No 4

GUILD OFFICERS

[Steve Miller](#)

Guild Master

[Steve Scheet](#)

First Mate

[John Walsh](#)

Purser

[Karl Zingheim](#)

Log Keeper

[Alex Roel](#)

Newsletter Editor

COMMITTEE CHAIRS

[John Walsh](#)

Web Master

[Chris Sullivan](#)

Photographer

[John Walsh](#)

Presentations

[Jon Sanford](#)

Model Shop

[Isaac Wills](#)

Youth Coordinator

[Steve Scheet](#)

Fair Coordinator

[Karl Zingheim](#)

Expo Coordinator

[John Walsh](#)

Community Build

ELECTIONS

To the great surprise of almost no-one, all five incumbent Officers were re-elected to their respective positions. There were no other nominations proffered by Members that were accepted by the nominee.



Returning Guild Master Steve Miller has not yet indicated whether there will be changes to the standing Committee Chairs for the upcoming year.

The "Old Gang" will be broken up next year, however, as Steve Miller will have served the maximum two consecutive years as Guild Master.

Let the search begin...

Alex



MMSD Supported

San Diego Ship Modelers Guild
1492 North Harbor Drive, San Diego CA, USA 92101
sdshipmodelersguild.org

founded 1971 by Bob Wright and Russ Merrill



NRG Chapter Club

The smooth transition of power is a beautiful thing, and a great tradition in this wonderful country of ours. Our last meeting was no exception. I want to take a moment to thank the current slate of Officers for their amazing efforts last year, and also for selflessly stepping up for another year of service to the Guild. They truly are exceptional in the performance of their duties and make my job almost superfluous. I am looking forward to this next year immensely.

And, of course, a hearty thank you to you all for your participation in the process. It's an honor to represent you all for one more year.

As we move into the next year my goals remain pretty much the same as the last year, and quite honestly the same as my predecessor's goals before me.

1. Continue to provide outreach to interested parties young and old, and to have them feel welcome in our Guild.
2. Further the art of model shipbuilding by sharing knowledge and techniques between our Members.
3. Continued success and community outreach at the fair.

If I were to add anything to that list, it would be to increase the number of current builds undertaken by Members, and to be getting those monthly updates during Show and Tell. To that end, I am so excited by our recent raffles, and the kit quality that has been gifted to our Guild by Curt Madsen, and now of course others! In today's economy, the cost of ship kits can be prohibitive. With the raffle of Model Shipways USS CONSTITUTION kit planned for July (America's 250th anniversary!) we will have put around \$3500 worth of kits into Guild Members' hands. That so many of these keels have been laid is clear evidence of the passion and skill of our members!

Finally, I feel we experienced a most poignant moment at this last Guild meeting that I have to note. The idea of youth outreach is generally to bring youngsters



In This Issue

- ☑ [Elections](#)
- ⚓ [From the Quarterdeck](#)
- ⚓ [A Sea Shanty](#)
- 🔔 [Last Meeting](#)
- 🔔 [Parley](#)
- 🔔 [Show and Tell](#)
- ⚓ [Flotsam and Jetsam](#)
- ⚓ [Raffle!](#)
- 🐺 [LUPA – The She Wolf](#)
- ⚓ [Roll Call](#)
- ⚓ [Dockyard Hacks](#)
- ⚓ [Home Port](#)
- ⚓ [The Bitter End](#)

into the fold and let our “ancient” wisdom and skills fill their young minds. But did anyone expect a veteran builder like Jon Sanford to become so enamored with the Legos? I sure didn't see that coming (and Niko McKinley was shocked – “have any of you guys even built Legos?!” – paraphrasing of course.) Generational transference is working both ways in the Guild! What other surprises are in store this year? Come out to a meeting and find out.

In closing a quick reminder – never harm a seabird my friends – so goes the lore of the sea. Best to ward off bad luck where we can.

So here's to prosperous voyages then. See you in San Diego next month!

STEVE



Barrett's Privateers

Listen to it on  YouTube

Oh, the year was 1778
How I wish I was in Sherbrooke now
A letter of marque came from the King
To the scummiest vessel I've ever seen

God damn them all! I was told
We'd cruise the seas for American gold
We'd fire no guns, shed no tears
Now I'm a broken man on a Halifax pier
The last of Barrett's Privateers

Oh, Elcid Barrett cried the town
How I wish I was in Sherbrooke now
For twenty brave men all fishermen who
Would make for him the ANTELOPE's crew

CHORUS

The ANTELOPE sloop was a sickening sight
How I wish I was in Sherbrooke now
She'd a list to the port and her sails in rags
And the cook in the scuppers with the staggers and jags

CHORUS

On the King's birthday we put to sea
How I wish I was in Sherbrooke now
We were 91 days to Montego Bay
Pumping like madmen all the way

CHORUS

On the 96th day we sailed again
How I wish I was in Sherbrooke now
When a bloody great Yankee hove in sight
With our cracked four pounders we made to fight

CHORUS

The Yankee lay low down with gold
How I wish I was in Sherbrooke now
She was broad and fat and loose in the stays
But to catch her took the ANTELOPE two whole days

CHORUS

Then at length we stood two cables away
How I wish I was in Sherbrooke now
Our cracked four pounders made an awful din
But with one fat ball, the Yank stove us in


CHORUS

The ANTELOPE shook and pitched on her side
How I wish I was in Sherbrooke now
Barrett was smashed like a bowl of eggs
And the main truck carried off both me legs

CHORUS

So here I lay in my 23rd year
How I wish I was in Sherbrooke now
It's been 6 years since we sailed away
And I just made Halifax yesterday

CHORUS





Last Meeting *photography by Chris Sullivan*



The March Guild elections meeting was attended by 29 Members¹ and no guests; all Officers were present. No new Members joined the Guild.



At 6:00pm Powder Monkey **Karl Zingheim** rang the bell to signal the start of the second dog watch... and the meeting.



Guild Master **Steve Miller** opened the March meeting by welcoming Members to the annual elections meeting. Steve immediately turned the meeting over to Nominations Chair **Phil Pizzuto** who, asking for and receiving no further Officer nominations noted that all nominees were sitting incumbents and simply asked for a floor vote by show of hands. The majority present raised their hands, and the nominees were elected for the coming year.



The Guild Master then alerted Members that the May meeting was being rescheduled from Tuesday the 12th to Wednesday the 13th due to an MMSD schedule conflict. He further reminded Members that the Guild encourages them to enter their plastic models at the upcoming IPMS Expo. Expo Chair **Karl Zingheim** noted that the Expo date is Saturday, June 13th at the Gillespie Field Annex. Entrants can bring and register their builds the day of the Expo. Purser **John Walsh** reminded Members that this meeting marked the final date for dues payment for the coming year.



The Guild Master turned the meeting over to **Trystan Lee** for a short presentation comparing the benefits of manual craftsmanship (Legos, model building, et cetera) versus that of digital gaming. Trystan delivered a clear and powerful treatise on the benefits of using one's hands to craft (including creativity, problem solving) against the negatives of digital gaming (passive participation, increased blood pressure and obesity.)



Steve then opened the floor up for [Parley](#), followed by the break and [Show and Tell](#). At 7:45pm the Powder Monkey rang the ship's bell once more, bringing our March meeting to a close.

1 Arroyo, Clausson, Denigan, Dressel, Florio, Hairston, Hite, Lawrie, N. Lee, T. Lee, Lonneckner, López de Arenosa, MacMaster, McKinley, Miller, Pizzuto, Roel, Sanford, Scheet, Seiler, Sullivan, Tamayo, Walsh, Ward, Warner, Wessel, Wills, Yotter, Zingheim





Last Meeting's Parley

"I invoke the right of parley!" Elizabeth Swann



Topping Lift.

Steve Miller invoked his right of Parley to poll the Members about the proper way to rig/display a top rope (in this case on his build of PRINCE DE NEUFCHATEL.) The top rope is used to lower top masts during a storm, reducing wind loading and the ship's center of gravity.

Isaac Wills rose and said that this was usually just a matter of "player's (or Captain's) choice."



Air Brushing (UPDATE.)


The Newsletter Editor's parley last meeting about learning the basics of air brushing resulted in the scheduling of a supplemental meeting of interested parties including **Phil Pizzuto** and **Mike Florio**. **Chris Sullivan** will exhibit the basic equipment needed and demonstrate common techniques and practices.)




Jon Sanford led off Show and Tell with something new for him: a LEGO kit brought to the Museum Model

- TEAM NEW ZEALAND by Jon Sanford
- LEGO kit, plastic
- 1/3"≈1' 1:36, under construction

Shop by a patron who asked Jon if he would build it for him. Not realizing at the time that it was a LEGO kit Jon agreed... and was introduced into a whole new aspect of modeling. Jon noted how challenging it was for him to use instructions that were wholly



graphic, and how addicting building with LEGOs became. **Niko McKinley** asked, with respect: "Haven't any of you guys ever built a LEGO kit before?"



Don Dressel gave the GRANADO another round-trip visit to San Diego from Los Angeles, showing some of the decking progress he has made since last



- GRANADO by Don Dressel
- Victory Models kit, wood
- 3/16"≈1' 1:64, under construction

meeting. He noted that he

is finding the kit's instructions to be somewhat poor in quality, but Don's main focus for bringing GRANADO was to highlight Amati's "Keel Clamper" tool that he highly recommends.

- *PRINCE DE NEUFCHATEL* by Steve Miller
- Constructo kit, plank-on-bulkhead, wood
- 13/64"≈1' 1:58, under construction

Steve Miller's PRINCE reappeared in the Show and Tell spotlight as Steve related how he has been working on the privateer's boom. Isaac Wills rightly pointed out that the topping lift lines were rubbing on the crosstrees (good naturedly decreed to be "triggering") so Steve will correct the problem for the next meeting.



Doug Ward showed up with one of the Guild's raffled kits to bring us up to date on his very substantial early build progress. Doug's FLY is not only completely framed: both her deck and hull are fully planked (and the hull is double-planked.) This last detail became a discussion point for the Members in attendance on why some kits are double-planked and others are not, and the purpose of double-planking... a topic to be highlighted in a future issue of *TSDW*.




- *FLY* by Doug Ward
- Victory Models kit, wood, brass
- 13/64"≈1' 1:58, under construction

Michael Denigan returned this month with another “four-piper” destroyer, this time some superstructure assemblies of USS EDSALL.



Michael appears share **Frank Dengler’s** passion for US Navy destroyers. Michael reports that having learned from past mistakes he has been researching both the construction and modification history of the EDSALL prior to commencing his build.





- *EDSALL by Micheal Denigan*
- *BlueJacket Shipcrafters kit, wood*
- *1/16"=1' 1:192, under construction*



Isaac Wills appeared at Show and Tell with... not a ship... not a kit... not a scratch build... but a finished off-the-shelf item of another area of his array of interests: model rail trains. Having learned of **Trystan Lee’s** interest in the same, Isaac brought in a favorite of his (including an HO gauge track layout) for Trystan and other Members to see and enjoy.

- *DENVER & RIO GRANDE WESTERN by Isaac Wills*
- *finished product (not a kit)*
- *9/64"=1' 1:87, purchased product*





Chuck Seiler dusted off an old friend: John Paul Jones' Colonial sloop PROVIDENCE that Chuck

- *PROVIDENCE* by Chuck Seiler
- *scratch build, wood*
- $3/16"=1'$ 1:64, under construction



had previously started as one of his "Fair

builds" used to demonstrate model shipcrafting techniques at the San Diego County Fair. Chuck's is a scratch build that he's resurrecting after starting her eleven years ago. He notes that when he left off he had partially planked the hull... and now is finding it a challenge to replicate and match the wood and color of the planking in order to finish the job.



Bringing up the rear was **Karl Zingheim** and an interesting study of his, utilizing a kit most all ship modelers are very familiar with: Revell's 1:96 CONSTITUTION. Karl noted that this particular kit is widely praised as one of the most accurate and detailed plastic kits for its scale, and thus he is bashing two of these kits to represent waterline models of the frigates CONSTELLATION and BRANDYWINE using their original blueprints for an upcoming diorama.

- *CONSTELLATION & BRANDYWINE* by Karl Zingheim
- *Revell kits, plastic, wood*
- $1/8"=1'$ 1:96, under construction



⚓ Flotsam and Jetsam

"Bring me that horizon"

Captain Jack Sparrow, BLACK PEARL, 1728

Soundings – pronouncing nautical terms



A **FAIRLEAD** is a guide which enables a mooring line to be passed through a vessel's bulwark without snagging or fouling. Don't foul up this term's pronunciation.

Reads like: **fare**•leed (one word, two syllables, accent on first)

Pronounced: **far**•leed (one word, two syllables, accent on first)

Museum Model Shop – utilize, support, volunteer



All Guild Members are welcome to work in the Museum Model Shop aboard the BERKELEY. Besides having five dedicated work stations, the Model Shop is also the home to the Guild's model shipcrafting library, tools, and a large inventory of building supplies. By volunteering time in the Model Shop our presence benefits the MMSD by affording their patrons the opportunity to see our craft in action and up close. Contact Model Shop Chair [Jon Sanford](#) for more information on how you can participate.

Around the Scuttlebutt – latest Guild news



Due to a scheduling conflict, the Maritime Museum of San Diego has requested the Guild to reschedule our May 12th meeting: the May meeting will now be held on Wednesday, May 13th instead. Mark your calendars.



The regular Friday morning meeting of the SDSMG Santee Annex displayed their new "table signage" at the Omelette Factory recently.



Upon further reflection, last month's free raffle winner **Isaac Wills** has returned the Model Shipways PRINCE DE NEUFCHATEL kit for reassignment; Guild Master **Steve Miller** will update her status at the upcoming meeting.



photo by Chuck Seiler



The entries for the Design in Wood competition for this year's San Diego County Fair are now being accepted ([entry information and instructions.](#))

☞ Entrants, please note that you **must** enter your build in one of two classes:

Class 009	Model Building - Scale
Class 010	Model Building - Not to Scale

☞ Entry deadline is Monday, May 4th 8pm.

☞ As always, awards are being presented by *both* the Maritime Museum of San Diego and the San Diego County Fair (Design in Wood):

- Maritime Museum of San Diego

1 st Place	Best Scale Model Ship Award \$500 and Blue Ribbon
2 nd Place	\$200 and Red Ribbon
3 rd Place	\$100 and White Ribbon

- San Diego County Fair (Design in Wood)

1 st Place	\$200 and Blue Ribbon
2 nd Place	\$175 and Red Ribbon
3 rd Place	\$150 and White Ribbon
4 th Place	\$75 and Yellow Ribbon
Honorable Mention	Pink Ribbon

☞ Direct all questions to our Fair Coordinator, [Steve Scheet](#).




On The Horizon

APR 7	6pm	Officers Meeting	online
APR 14	5pm	Community Build Meeting	BERKELEY
APR 14	6pm	Guild Meeting	BERKELEY
APR 21	–	<i>The Second Dog Watch</i>	website, email
MAY 4	8pm	SDCF model entry (deadline)	online application
MAY 5	6pm	Officers Meeting	online
MAY 6	9am	SDCF booth set-up	Del Mar Fairgrounds
MAY 13	5pm	Community Build Meeting	BERKELEY
MAY 13	6pm	Guild Meeting	BERKELEY
MAY 19	–	<i>The Second Dog Watch</i>	website, email
MAY 20	noon	SDCF model entry (drop-off)	Del Mar Fairgrounds
JUN 2	6pm	Officers Meeting	online
JUN 9	5pm	Community Build Meeting	BERKELEY
JUN 9	6pm	Guild Meeting	BERKELEY
JUN 10 - JUL 5	11am - 6pm	San Diego County Fair  (booth volunteering)	Del Mar Fairgrounds / Design In Wood
JUN 13	9am	SDME model entry	Gillespie Field
JUN 13	9am -3pm	San Diego Model Expo 	Gillespie Field / IPMS San Diego
JUN 16	–	<i>The Second Dog Watch</i>	website, email
JUL 7	noon	SDCF model entry (pick-up)	Del Mar Fairgrounds
JUL 7	6pm	Officers Meeting	online
JUL 9	9am	SDCF booth take-down	Del Mar Fairgrounds

Anchor Raffle! by Steve Miller

The Guild's donation program of local model shipwright Curt Madsen's kit stash continues next month with a seventh offering...

Next month's raffle will be the American brig NIAGARA by [Model Shipways](#) at 3/16"=1' / 1:64 scale, plank on bulkhead with hardwoods and brass fittings. She features 20 guns and has an overall length of 43".



The NIAGARA will be raffled off to Members and guests in attendance at the March meeting's "no charge" raffle.

The rules for taking a raffle ticket are:

- You intend to build the model *and* it is generally within your ability
- You are present for the drawing at the end of the meeting
- One entry per person

Raffle results to date:

	March	PRINCE DE NEUFCHATEL	<i>open</i>	in dry dock
	February	MARIE JEANNE	Jon Sanford	in dry dock
	January	SUPPLY	Nick Li-Karins	<i>under construction</i>
	December	FLY	Doug Ward	<i>under construction</i>
	November	PRIDE OF BALTIMORE	Kirk Rummel	<i>under construction</i>
	October	GRANADO	Don Dressel	<i>under construction</i>

Who will take her home next month? Come out and see, my friends.



In *Log Entry: No. 2* I discussed framing the hull and planking the deck and carving bow and stern pieces.

- *LUPA* by Chari Wessel
- Mantua kit, wood
- 3/8" ≈ 1' 1:30, completed

Steering

The plans were vague about the steering oars. I did online research, looking at other model kits and the replica Greek trireme OLYMPIAS and came up with something approximate (Figure 9) that worked with the parts provided in the kit. Both steering oars were managed by the same helmsman. A ship's rudder was used in Roman iconography (Figure 10) to indicate "a nautical theme" or "steering the ship of state."



Figure 9 — steering oar

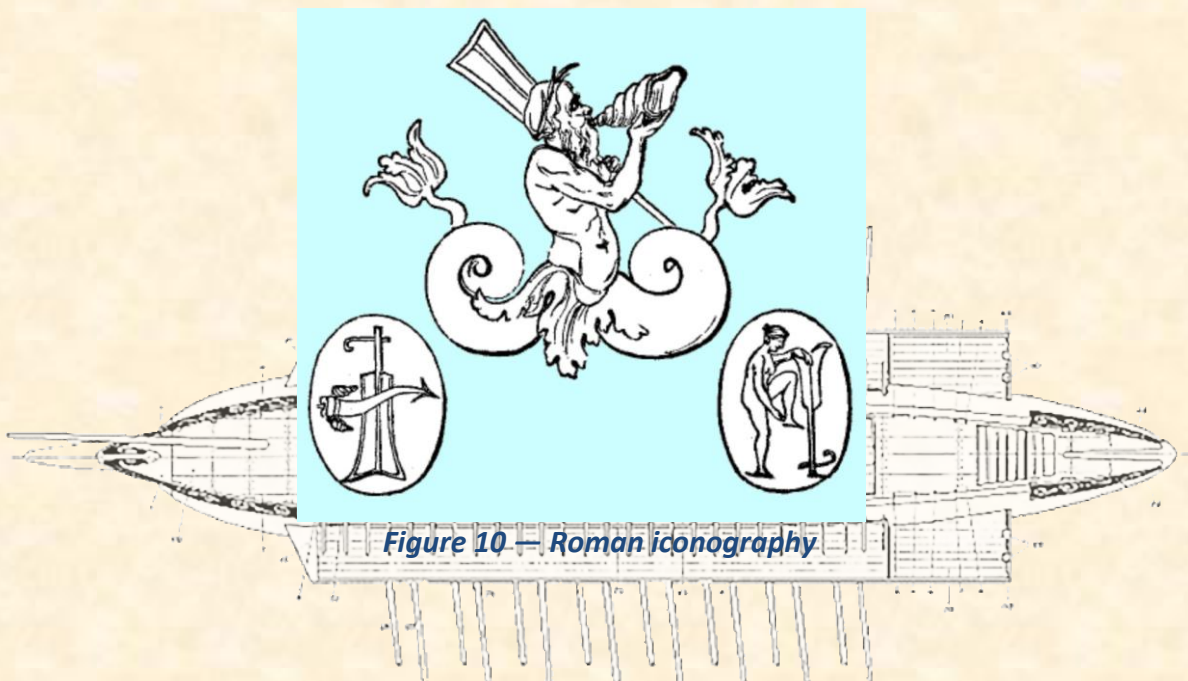


Figure 10 — Roman iconography

Figurehead

I made a figurehead from Fimo clay (Figure 11) to go above the ship's ram, and christened my bireme LUPA ("She-Wolf") in honor of the legend of Romulus and Remus.

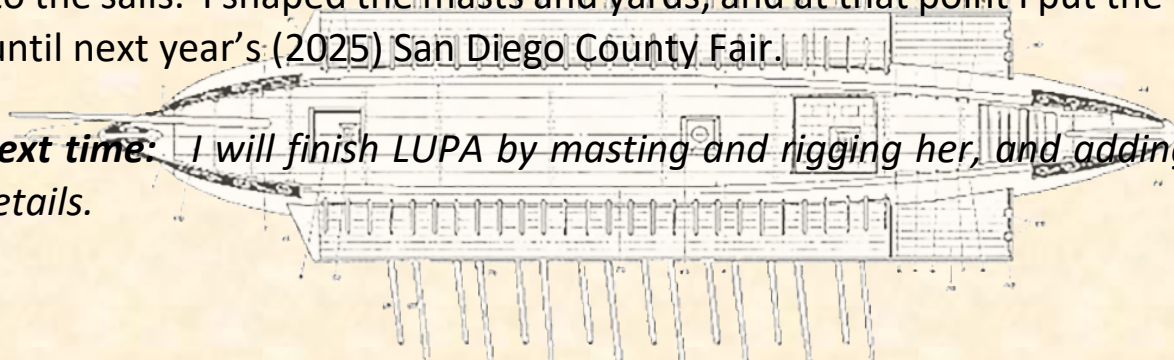


Figure 11 — carved figurehead above ram

Sails

Using the pattern in the plans, I sewed the sails. I liked the red and white stripes shown on the model's box-top, but after several failed attempts to paint, draw or embroider stripes onto the fabric, I found a narrow-gauge ribbon that I could stitch to the sails. I shaped the masts and yards, and at that point I put the model away until next year's (2025) San Diego County Fair.

Next time: *I will finish LUPA by masting and rigging her, and adding final details.*



1) How did you come to call San Diego home?

I grew up in Etiwanda, now part of Rancho Cucamonga, a mile from the spot where my father was born; I am a true second generation native Southern Californian. In 1990 my wife Heather and I moved to Oceanside when she became the manager of the San Clemente Library. She would eventually become the Library and Cultural Arts Director for the City of Carlsbad where we currently live.



2) Tell us a bit about your life/career path.

When we moved to San Diego County, I was a beginning teacher and spent several years substituting for several North County School Districts. Eventually I accepted a position with the Fallbrook Union Elementary School District. I spent most of my years as a middle school social studies teacher for the San Onofre School located on Camp Pendleton where I taught children living in Marine Corps Base Camp Pendleton.

3) How did you come to the Guild?

While I was building USS CONSTITUTION a friend of mine told me about the Guild and gave me a flyer he had picked up at the Maritime Museum of San Diego. I held onto it for months and one day when I took a friend to the airport I stopped in the museum, became a member, and also submitted my application to the Guild. That was about a year and a half ago.



4) Do you recall your first model?

I can't remember my first model but I have been a model builder since childhood and enjoy building all kinds of kits. Several kits I still have, mostly the metal antique car kits of Model A's, Packards and Duesenbergs made by Hubley. I am not really a wooden boat builder, but I have built some plastic kits of famous ocean liners. I decided to take on

a wooden model and bought the Mamoli USS CONSTITUTION (1/8"≈1', 1:93 scale.) I had no experience building a plank-on-frame wooden ship kit. It took me about six years to complete this, during most of which it sat with very little work done. When I retired in 2021, I really took the kit seriously. I completed it in early 2025 and entered it in the San Diego County Fair. It's really a bucket of mistakes and I had no idea what I was doing with a ship that had directions written in Italian. I mostly followed the drawings and said "that looks good."

5) Of the models you've made, which is your favorite?

I don't really have a favorite. I enjoy looking at all of my finished models but I am still learning how to do them correctly. My kits look good from a distance but up close you can see a lot of flaws. I hope to take on another wooden ship and do it properly but I'm not sure if I am quite ready for that: I still have a few other kits that I want to complete first. I have also run out of room and don't know where I am going to display them.

6) Describe another avocation you enjoy.

I have enjoyed antique cars since I was a kid, especially Packards. I own a 1939 Packard 120 sedan which I have had for 25 years. I am also involved in the Packard



Club of San Diego. I enjoy driving and showing my car at various events throughout the county. I recently purchased a 1941 Chevrolet pickup truck and it is a kick to drive but, as they say, "it drives like a truck." It's not like driving my Packard. I am also a ukulele player and currently serve as president for the Ukulele Society of America. We meet weekly at the Oceanside

Broiler restaurant and have a lot of fun strumming and singing.

Since retirement I have managed to keep very busy. My wife and I also spend a lot of time in our yard gardening. Heather is the gardener and I am her support staff. She now grows wheat in our backyard and guess who has to help thresh and winnow?

I truly enjoy being a Member of the Guild and have found the Members to be a friendly and helpful group of people.



Dockyard Hacks

Model shipcrafting hacks compiled by Guild Members.

- ⚓ this list appears periodically in the *The Second Dog Watch*
- ⚓ newly listed hacks are highlighted in light red
- ⚓ forward your resource [suggestions](#)

Loosening wood glue

Wood glue (PVA – polyvinyl acetate, such as *Titebond* or *Elmer's*) can be loosened by applying isopropyl alcohol to the bonded joints of the affected pieces. Repeat the process until the wood glue starts to soften and become gummy. This can be effective even on joins years old. The alcohol will not harm surrounding wood and will dry rapidly.

Removing dents from wood

It may be possible to remove small dents or nicks from raw wood (not stained, painted, or finished) by adding a few drops of distilled water to the affected area. This will soak into the wood pores and expand somewhat without harming the wood. Let the area dry and repeat if necessary.

Previewing wood grain

This tip from Isaac Wills gives you a glimpse of your wood finish while still working with it. This can be especially useful when you wish to see how two different wood species look together before committing to them. Simply “paint” some isopropyl alcohol to the area(s) that you wish to preview to bring out the lustre of the woods; the alcohol will not harm the wood(s) and will dry rapidly.

Blackening copper/brass after installation

You may blacken copper or brass “in situ” by using liver of sulfur as your reactant. Apply liver of sulfur solution with a brush to the metal; this will not stain or harm surrounding wood. Do not try this with other blackening solutions as they may discolor the surrounding wood.

Crafting multiple identical parts

Consider using wood glue (PVA) to temporarily bond two or more layers of wood together in order to make identical parts. Trace the part pattern on the uppermost layer and cut through all layers using the pattern as your guide. Apply isopropyl alcohol liberally to the temporary bonds to separate the identical parts.



Alex Roel

San Diego Bay, February 2 2026, 7:07am

Thanks to our sponsor, the Maritime Museum of San Diego, the San Diego Ship Modelers Guild is fortunate to call not only San Diego Bay our home, but also the steam ferry BERKELEY, part of the Museum's fleet tied up on San Diego's Embarcadero.





The Bitter End

Our Founders

The Guild was founded in 1971 by Bob Wright and Russ Merrill in collaboration with Ken Reynard, Captain of the barque STAR OF INDIA.

Mission Statement



The [San Diego Ship Modelers Guild](#) is dedicated to the preservation and enhancement of the craft of building scale ship models and to providing a forum for the exchange of ideas, information, skills, and techniques.

Maritime Museum of San Diego



The Guild encourages all Members to join and maintain an annual membership in the [Maritime Museum of San Diego](#). As our sponsor, the MMSD provides the Guild space aboard the steam ferry BERKELEY to hold monthly meetings; allows us to work in, store supplies, and maintain the Museum Model Shop; and annually awards Guild entrants ribbons and cash prizes for the Design In Wood competition at the San Diego County Fair.

Nautical Research Guild



The Guild also encourages all Members to join and maintain an annual membership in the [Nautical Research Guild](#). As a chartered Chapter Club, the NRG accords certain benefits, privileges, and protections to our Guild.

Piracy in Model Shipcrafting

Although there is no single, agreed-upon definition of what constitutes "piracy", the use of another's intellectual or physical property without recompense is the basis for any working definition. Unfortunately, this is an issue that affects our craft: be scrupulous and avoid purchasing pirated kits or materials.



Back Issues

Back issues of *The Second Dog Watch* are accessible via the [Newsletter Archive](#) which has digital copies dating back to Volume I, Issue 1 (May 1977.)