



San Diego Ship Modelers' Guild

1306 N. Harbor Drive

San Diego, CA 92101

December 1994

NEWSLETTER

Volume 18, Number 9

MERRY CHRISTMAS

INSIDE THIS ISSUE:

page:

** A Christmas Party Buffet - Afloat	2
** November Meeting Notes	3
** "Newsletter Articles - WANTED"	4
** 1995 Bluejacket Catalog is Here	4
** (For) Weekend Model Shop Workers	4
** Model Shop Library (& book listing)	5
** Wanted - Donations to the Library	6
** November Newsletter Correction	6
** Ship Model Shop (from Mainsail Haul)	7
** The Model Shop Library Book Index	8
** " " " " " (cont.)	9
** 1994 Officers & Your Address	10



•DECEMBER•94

				1	2	3			
4	5	6	7	8	9	10			
11	12	13	14	15	16	17			
18	19	20	21	22	23	24			
25	26	27	28	29	30	31			

SHOW & TELL

by Nilson



"YOU DIDN'T SAY PLANS L'HEUREUX, YOU DISTINCTLY SAID PLANTS."

December Meeting: THURSDAY, December 15, 1994

7:30 Social - Christmas Party

Orlop Deck of the Star of India

Leave Your Models Home!

HOLIDAY PARTY NIGHT

A CHRISTMAS PARTY BUFFET - AFLOAT.....

The Museum has a party booked aboard the Berkeley, Thursday evening, December 15, so ours will be on the "STAR." (We were indeed lucky to use the Berkeley last year for our party; the upper deck was very attractively decorated for Christmas as well.)

The menu will be about like last year, featuring ham, turkey, hot chicken wings, green salads, assorted veggies, rolls & butter and of course, coffee and deserts. No member will have to bring anything; it will all be provided. The usual libation will also be available.

In all fairness to those who do not attend (and because our treasury is low for this time of the year), a charge of \$5.50 per person will be collected by the Purser as you board the STAR.


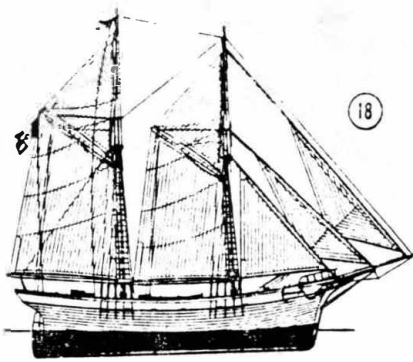
Leave your model at home and just bring your better half or girlfriend. Should you decide to bring both your cost at the gangway will be \$16.50.

Hope to see you there.



MERRY CHRISTMAS

*** Your Newsletter Editors are most grateful for the help and assistance received during this past year. A VERY BIG THANKS go to BOB CORNELL for faithfully recording the meetings' business etc. and to ED WHITE for providing the address labels.. would also like to thank everyone else who provided input, but I'm running out of space.....



San Diego Ship Modelers Guild
November 19, 1994 Meeting Notes

There's nothing like having good intentions of getting to the meeting on time and then have to cruise downtown to find a parking place! Guild Master Jim opened the meeting at 7:10pm after which this scribe continued to update the number of attendees as they drifted in. Final count: 18 members and two guests: Nick Ruges and Harrison Green (second visit).

ELECTION TIME!! Jim reminded the modelers that nominations for 1995 officers are due by the December meeting. Maybe we can look forward to some new blood on-line next year. Jim will not be a candidate. The December meeting, as a reminder to all, is the annual Christmas party. Doug McF. is making arrangements with the caterer who did such a nice job on the food last year.



PROGRAM: Dave Manley gave an interesting talk on the radio control of multiple functions on his models. Through what is sometimes referred to as multiplexing, as many as eighteen actions can be implemented with a five channel radio. All it requires is a good understanding of electrical principles and a vivid imagination.

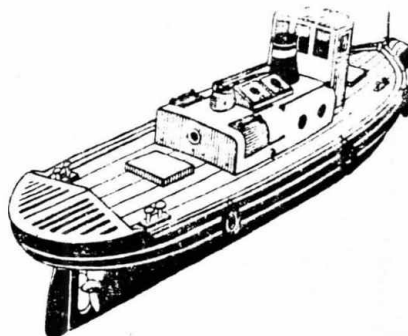

Another productive feature of Dave's systems is the assembly of most of the components into an integrated package which can be inserted or removed from the hull for study or repairs on the bench. I don't know why I didn't think of that!.

JANUARY: The writer was persuaded to give a review of the techniques of silver brazing for the January meeting. Now where did I stash that supply of silver solder?

SHOW/TELL: Manuel Acuna (supported by his wife and new baby) showed us the hull of a large model of the Santa Maria. It has black walnut frames and planking and was quite impressive. Make a cute cradle, wouldn't it?

Russ Lloyd brought his model of a WW I subchaser that he has been working on for thirteen years. Now that's patience!





NEWSLETTER: A reminder is always in order to the effect that the news letter editors should not be expected to create copy out of thin air! It is up to we the members to feed them reports, stories, how-to articles, etc. The editors then will edit such material. To EDIT means "to revise and make a manuscript ready for publication" (Webster) It is understandable that some folks are uncomfortable about writing a story even though they may have something worth while to tell. To that end I have this thought. If you have a story, an idea, a modeling trick or such and find it hard to put it on paper I am ready to help. Tell me your idea, scribble it on paper, or otherwise convey to me the essence of what you want to say. Then, with the help of word processing capability I can get it to the editor and make their job so much easier and they can fill the news letter with stuff that pertains to and is of interest to our group.

Bob Cornell,
Assistant note taker

1995 BLUEJACKET CATALOG IS HERE:

If you do business with Blue-jacket frequently, you probably received your new catalog last week. New in '95 is a 1/4" scale kit of 1942 80ft Elco PT boat with photo-etched fittings. Also, apparently all plans for merchant ships have been discontinued. JACK KLEIN has his copy available in the Model Shop.

Send \$2 for our catalog of model kits, fittings and books:
BLUEJACKET
SHIP CRAFTERS
1-800-448-5567

Dept. SSM124 • Box 425 • Stockton Springs, Maine 04981

Here's how to order one, a neat way to spend \$2.00.

WEEKEND MODEL SHOP WORKERS:

Guild members who use the Model Shop on weekends are reminded to sign-in on the clip board hanging by the entrance door. Both the museum association and the week-day model shop volunteers are appreciative of your efforts and this record further documents are continuing support. Week-end volunteers are reminded that most of the tools in the model shop belong to individuals, not the guild, and as such are maintained by those individuals. (i.e. replacement of drive belts, blade sharpening, etc. While you're welcome to use them, please treat them as you would your own tools. Enuf said!!

MODEL SHOP LIBRARY:

Last month efforts were made to make our collection of books in the model shop library aboard the "Berkeley" more available to Guild members. A duplicate 3" x 5" card system was established for each book enabling us to keep better track of our books. Each member checking-out a book will be asked to sign the card enclosed with each book. These cards will be maintained in a separate file with of course, the date of the check-out.

The check-out period will be 30 days, or generally meeting to meeting. Renewals may be permitted especially for those books of more limited-interest. Members desiring those books of a greater demand may sign-up in advance to reserve same. (i.e. Underhill, Chapelle, McNarry, Davis etc.)


This system will work best if everyone respects these rules and cooperates in timely returns of books checked-out. It is hoped that a penalty "fine" system can be avoided. (the city currently charges 25¢ per day per over-due book.) So the honesty and integrity system is up to you, the users.

If its' been awhile since you visited the model shop, a file is maintained of newsletters from 8 to 10 other model clubs, especially those in So. California whos' members frequent our annual regatta. A large up-to-date collection of model supplier catalogs is available, as well as current and past editions of popular U.S. model magazines. The January SDSMG Newsletter will feature a listing of Magazines. If you have "borrowed" any of these magazines for a project, please return same ASAP so it can be inventoried.

Anyone with additional suggestions or ideas in this regard should bring them up at our meetings. Help us to better help you.

MODEL SHOP LIBRARY - - (continued from pages 8 & 9)

Sharpening Small Tools (MAP Pub.)
Glocester Clipper Fishing Schooners
Planking the Built-Up Ship Model
Historic Ship Exhibits in the U.S.
Hobby and Craft Guide to Air-Brushing
Scale Model Warships and How to Build Them - Ed Schnepf
Operation Sail - 1976
The First Submarine
The Neophyte Shipmodelers Jackstay
Cabrillo's Ships
Basics of Radio Control Power Boat Models
Building the Heresshoff Dinghy



WANTED: DONATIONS TO THE LIBRARY:

The vast selection of books aboard Berkeley came about entirely by donations from museum members and other local citizens. Those in the Model Shop Library are essentially all duplicates of volumes found in the Museum Library which has priority and first choice with all donations. This system permits a greater selection to those doing maritime research. Most of these books are considered priceless in many respects. They are long "out-of-print" and most are not found in a public library. If you have ever spent any time in a used book store downtown or perhaps on Adams Avenue, you'll appreciate this collection even more so.

Included in this newsletter is a 2 1/4 page listing of our books. Should you have any ship modeling books you no longer need, please consider donating them to the maritime museum or model shop library. They would really be appreciated if they are not included on this list or in the museum's library.

It should be noted that nearly all books in the museum's library are not available to check-out and take home. Only those in a special section are available for this purpose. They are essentially all fiction, novels, narratives etc. and you must be a museum association member to check these out. (membership has it's privileges!) Doesn't this make our model shop library even more attractive?? It's available!!

NOVEMBER NEWSLETTER CORRECTION:

The two page handout "About Ship Models" available in the Model Shop aboard Berkeley has an incorrect area code for Taubman Plan Service. It's 1-201-435-5205. His card was copied for your info, as well as a recent ad in SSM. His fantastic catalogs can make you feel like "a kid in a candy store" for only \$6.50.

18 Nov. 1994

Dear Fred,

Thanks for mentioning the TAUBMAN PLANS SERVICE in your Nov. newsletter. However, you made an error in my area code. My telephone area code is 201 and NOT 202.

Have a happy holiday and best wishes to all the club members.

Happy modeling,

Libe Taubman



A MUST

For Shipmodelers: The 1993/95 TAUBMAN PLANS CATALOG, the world's largest illustrated retail catalog of ship modeling plans, offering the biggest selection of plans for SHIPS, BOATS, CRAFTS & VESSELS of every type, from B.C. to 20th Century - PLUS - a big selection of books - PLUS - Plans Handbook #2 from England.

ALL THIS FOR ONLY \$6.50

(NJ Res. Only - Include Sales Tax)

PLUS SHIPPING

Domestic - 1st Class \$3.50; 3rd Class \$2.00
Can. & Mex. - Airmail \$5.00; Surface \$4.00
So. Amer. & Eur. - Airmail \$10.00; Surface \$5.00
Pacific Area - Airmail \$13.00; Surface \$5.00

Those wanting additional plans for WARSHIP, LINERS, and MERCHANT MARINE send an additional \$1.00 for the Wiswesser Catalog.


TAUBMAN PLANS SERVICE INTERNATIONAL

11 College Drive - #4G

Dept. SSM

Jersey City, New Jersey 07305

(When making inquiries, please enclose a S.A.S.E.)



Ship modeler Jack Klein has just finished this superb plank-on-frame model of the British sloop-of-war KINGFISHER, showing her as she appeared during our Revolutionary War. Photo courtesy of Jack Klein

NOTE: This page copied with permission from the Mains'Haul, courtesy of the Maritime Museum Assoc of San Diego.

Ship Model Shop

It is embarrassing to say that for the first time ever, I was responsible for the near destruction of one of our best models, that of the M.V. SAN DIEGO. While rearranging the ferry exhibit recently, a fellow crew member and I were hoisting the case from the model using block and tackle. As the case cleared the point of doing damage to the loading ramp attached to the model, the top of the case fouled something. In the process of clearing and hoisting once more, the power cord snagged the pedestal on which the model rested and "rolled" it onto the deck. We were heartsick at the damage to such a fine model. My thoughts kept returning to the builder of SAN DIEGO—my friend, mentor, and former business partner, the late Bill Benson. That being a Friday, the weekend was glum.

The vessel herself had fared rather well, with no major structural damage except the passenger deck railings, running lights, boat and davits on one side. The passenger compartment separated from the deck as a unit and, aside from some pillars and pilothouse deck features—i.e., cowled vents, engine order telegraphs, search lights, pilothouse doors, etc.—was undamaged. Every seat or bench, but two, broke free as well as the stack assembly. Additional small items too numerous to mention needed to find homes. The plastic "sea" in which the ferry was mounted was in six large pieces and dozens of small shards. The car ramp and hoisting towers were the darndest three-dimensional jigsaw puzzle you could imagine, consisting of a dozen large structures and 75-100 assorted sticks, many of which seemed interchangeable depending on what you wanted to build from them. In short—the Erector Set from hell.

Monday morning brought frenzied activity in the shop. I had been feeling guilty all weekend and was

eager to set things to right. Joe Bompensiero and Jack Klein were eager to help in the restoration and got started by sorting all of the many pieces shortly after being briefed on the situation. But with Joe tackling the "sea," Jack working on the passenger compartment and pilothouses, and me working on the passenger deck and hull, all that was lacking, by the end of the workday, were a dozen loose benches, the trolley (all 50 pieces) and the ramp support towers (still in pieces).

By 10 a.m. on Wednesday morning all of the repairs were completed and once again the case was raised to receive M.V. SAN DIEGO.

I want to thank Jack and Joe for all of their help and the dispatch with which they worked. Well done, gentlemen!

In other news, the Covered Wagon Association has changed the site for their September 1995 reunion to San Diego to dedicate the model of USS LANGLEY (CV-1). However, some degree of frustration has set in with this model, as we are four months beyond the brass due date and no delivery yet. Joe has begun work on the Revolutionary War privateer OLIVER CROMWELL in the interim with the hull quite advanced.

Jack was putting the last items on his British sloop-of-war KINGFISHER when interrupted by the SAN DIEGO accident. He is virtually finished. Bob Cunningham was in Arkansas and missed the fun with ferries session, but his Alaska Packers STAR OF INDIA is looking fine in her "straw" colors and extended deckhouse. Chuck Hill and Suzanne Levonian are well along in their respective rigging jobs with CUTTY SARK and HALF MOON, respectively.


—Robert Crawford,
Curator of Ship Models

San Diego Ship Modeler's Guild

MODEL SHOP LIBRARY

The Ashley Book of Knots
The History of the American Sailing Navy - H. Chapelle
Standard Boats of the U.S. Navy 1900-1915 - Durham
Pleasure Boating
The Marine Paintings of Carl G. Evers
The Marine Paintings of Chris Mayger
The Smithsonian Collection of Warship Plans
China Tea Clippers - Campbell
A Practical Course in Wooden Boat and Ship Building
The Art of Rigging - Biddlecombe
Scale Model Sailing Ships - (Ed) John Bowen
Scale Model Warships - (Ed) John Bowen
Seventeenth Century Rigging - Anderson
The Ship Model Builders Assistant -C.G. Davis
Whale Ships and Whaling - Church
American Sailing Craft - H. Chapelle
The Search for Speed Under Sail - H. Chapelle
The History of American Sailing Ships - H. Chapelle (Copy 1 of 2)
" " " " " " " " (Copy 2 of 2)
The Ship Model Builder's Assistant - C.G. Davis (Copy 2 of 2)
The Built-Up Ship Model - C.G. Davis (Copy 1 of 2)
The Built-Up Ship Model - C.G. Davis)Copy 2 of 2)
The Great Iron Ship - Dugan
Sailor's Knot - Day
Ship Model Building - Johnson (Copy 1 of 2)
Ship Model Making - McCann
Ship Model Building - Johnson (Copy 2 of 2)
How to Make Old-Time Ship Models - Hobbs
The Model Shipbuilder's Manuel of Fittings and Guns - Isard
American Ship Models and How t o Build Them - Grimwood
Pacific Square-Riggers - Gibbs
The Great Days of Sail - Mills
Sailing Ships - Gooenough
Modeling the Brig-of-War Irene - Retrejus
The Ships and Aircraft of the U.S. Fleet - Fahey (Four Editions)
Ship Models in Miniature - McNarry
Shipbuilding in Miniature - McNarry
Ship Modeler's Shop Notes - Edson
Steamboats on the Mississippi
Manual of Ship Model Making - Popular Sciencee
The Mastng and Rigging of English Ships of War (1625 - 1860) - Lee
The Arming and Fitting of English Ships of War (1600 - 1815)
The Construction and Fittings of the English Man of War (1650 - 1850)
The Great Age of Sail - Lausanne
Ship Models Illustrated - Harman
Sailing Ship Rigs and Rigging - Underhill
The World of Model Ships and Boats - Williams
Plank -on - Frame Models - Vol. 1 - Underhill

Anatomy of The Ship - PANDORA
 " " " " -DIANA
 " " " " - CAROLINE
 " " " " -CHRISTOPHOR COLUMBUS
 " " " " -ESSEX
 Time-Life Books - THE U-BOATS
 " " " - THE PIRATES
 " " " - THE GREAT LINERS
 " " " - THE CLIPPER SHIPS
 Scale Model Warships - Kozo Izumi
 Knight's Modern Seamanship - (1937 Ed.)
 Verbal Notes and Sketches for Marine Engineer Officers -Vol. 2 - Sothern
 " " " " " " " " Vol. 1 - "
 Modern Marine Engineers Manual - Vol. 2 - Osbourne
 Model Engineer Vol. 1 - No. 1 (Jan 1898)
 " " Vol. 2
 " " Vol. 3
 " " Vol. 4
 " " Vol. 5
 " " Vol. 6
 " " Vol. 7
 Steamboats and Modern Steam Launches
 The Lore of Ships - Tre Tryckare
 The Book of Old Ships
 The Ship - Landstron
 The Sailing Ship - 6000 years of History - Anderson
 The Adventures of Sail - 1520 - 1914
 The Bluejacket's Manual (19th Ed.)
 Marine Engineer's Handbook - (1st Ed.)
 Wooden Shipbuilding and Small Craft Preservation
 Ocean Liners - Travel on the Open Seas - Miller
 Architectura Navalis Mercatoria - 1768
 Naval Architecture Manual on Laying-Off -Watson
 Lapstrake Boatbuilding Vol. 2 -Simmons
 Principles of Naval Architecture - Comstock
 Warships - Vol. 3
 Dream Ships - Griffiths
 The Offshore Yacht - Thornton
 Modern Ship Design - Gillmer
 Battleships of World War I - Preston
 Battle Report - The Atlantic War
 " " - Pacific War - Middle Phase
 " " - Pearl Harbor to Coral Sea
 Building Warship Models - P.C. Coker
 Janes Fighting Ships - 1969-1970
 " " - 1974-1975
 Fighting Ships of the World - Preston
 Air Raid: Pearl Harbor - (Ed.) Stillwell
 Battleships of the U.S. Navy in World War II - S. Terzibaschitsch
 U.S. Submarine Operations in World War II
 U.S. Destroyer Operations in World War II
 Hardening and Tempering Engineers Tools - (MAP Pub.)
 Lathe Accessories - (MAP Pub.)
 Machinery for Model Steamers (MAP Pub.)
 Gear Wheels and Gear Cuttings (MAP Pub.)
 Milling in the Lathe (MAP Pub.)
 Bearing Design and Fitting (MAP Pub.)



Season's Greetings

San Diego Ship Modelers Guild
c/o Maritime Museum Assoc. of SD
1306 North Harbor Drive
San Diego, California 92101

San Diego Ship Modelers Guild Officers for 1994

Master
First Mate
Purser
Logkeeper/Secretary
Newsletter Editors

Steering Committee

Regatta Commodore

Jim Hawkins /redacted/
Doug McFarland /redacted/
Ed White /redacted/
Bob Cornell /redacted/
Fred Fraas /redacted/
Gordon Jones /redacted/
Bob Wright /redacted/
Ed White /redacted/
Bob O'Brien /redacted/
Jim Hawkins /redacted/

Schedule of Activities:

Meetings --Third Thursday of the month
7:00PM Social; 07:30PM Meeting

Static Workshops -- (discontinued)

R/C Operations --Saturday mornings at the
Model Yacht Pond. (Mission Bay)

Annual Regatta-- Third weekend in June

Membership:

Dues are \$15 annually
(\$7.50 after July 1st)

We strongly encourage
all to join the San Diego
Maritime Museum as expres-
sion of appreciation for
the facilities they pro-
vide for our benefit.